


Luminaire Photograph



Light Output Ratio:	37.4%	
Luminaire Power:	11.23 W	
SHR Nominal:	0.50	Calculated using the TM5
SHR Maximum:	0.65	fine grid method.

C Range: 0 - 360DEG
C Interval: 30.0DEG
Test Speed: HIGH
Temperature: 25.3 °C
Operators: zoe
Test Date: 2024-1-5

γ Range: 0 - 180DEG
γ Interval: 1.0DEG
Test System: EVERFINE GO-SPEX500_V1 SYSTEM V2.00.461
Humidity: 65.0%
Test Distance: 3.160m [K=1.0000]
Remarks: LAMP: BXRV-DR-1830G-100Z-A-23 Ra:90
LENS: PM-1103C 50R+DIFFUSER
DRIVER: PUP10A-1WMC-700 500mA
30minutes warm-up

LUMINOUS INTENSITY DISTRIBUTION DIAGRAM

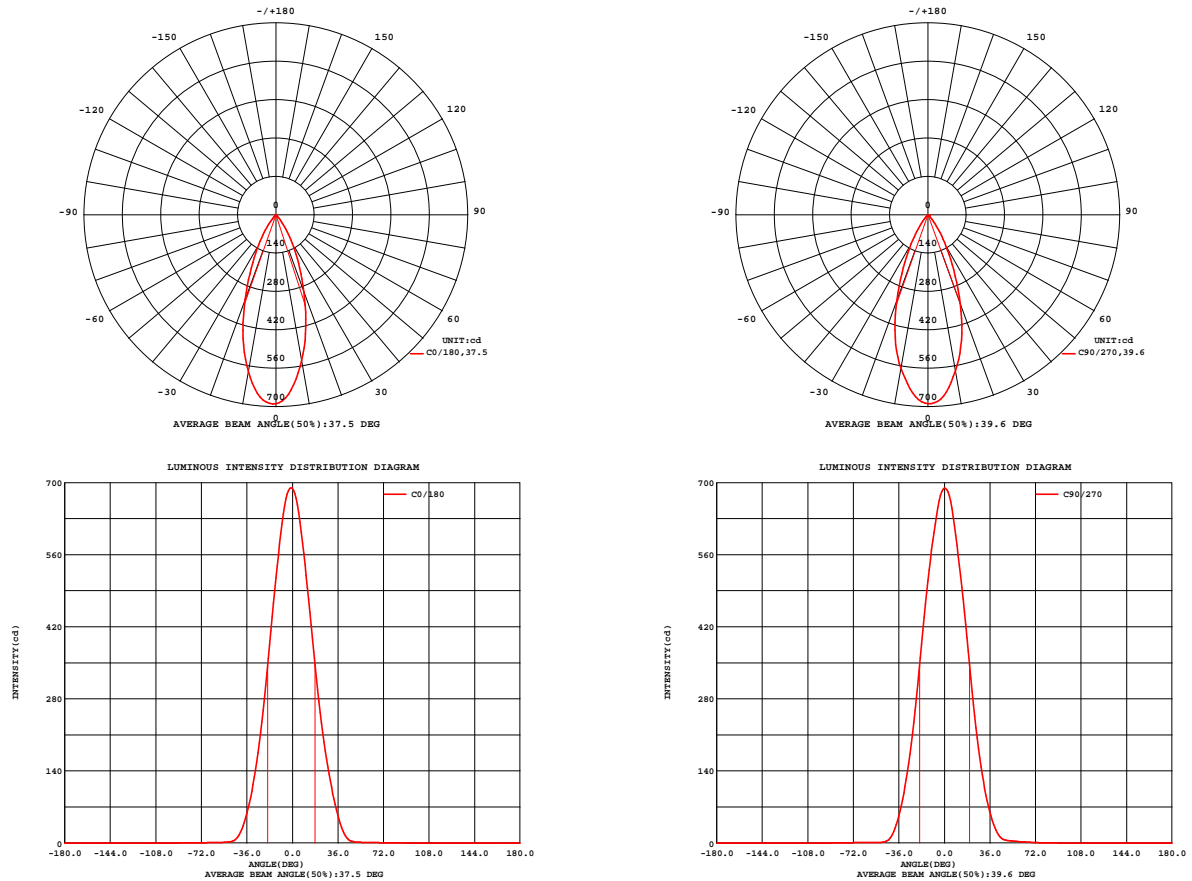


Fig. C0/C180

Fig. C90/C270

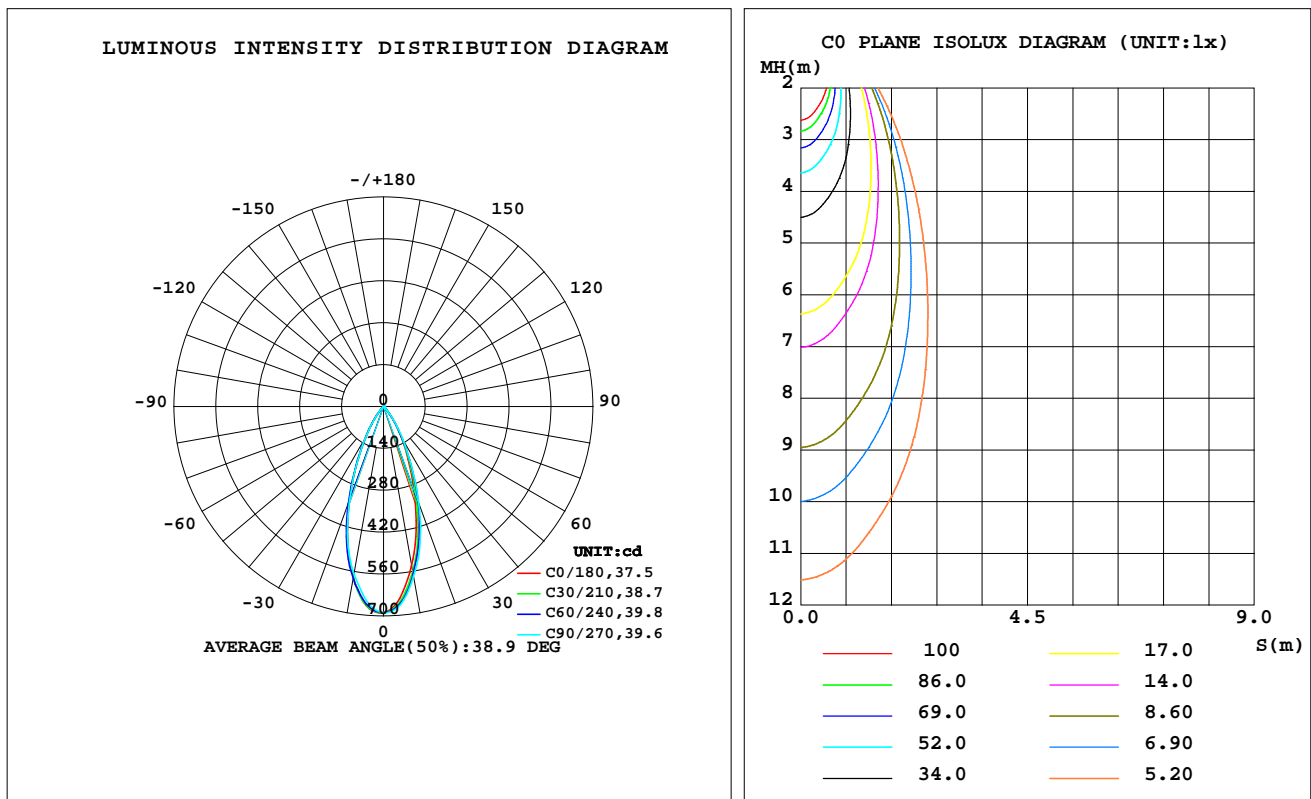
C Range: 0 - 360DEG
C Interval: 30.0DEG
Test Speed: HIGH
Temperature: 25.3 °C
Operators: zoe
Test Date: 2024-1-5

γ Range: 0 - 180DEG
γ Interval: 1.0DEG
Test System: EVERFINE GO-SPEX500_V1 SYSTEM V2.00.461
Humidity: 65.0%
Test Distance: 3.160m [K=1.0000]
Remarks: LAMP: BXR-V-DR-1830G-100Z-A-23 Ra: 90
LENS: PM-1103C 50R+DIFFUSER
DRIVER: PUP10A-1WMC-700 500mA
30minutes warm-up

LUMINAIRE PHOTOMETRIC TEST REPORT

Test:U:120.20V I:0.0946A P:11.227W PF:0.9858 Freq:59.98Hz Lamp Flux:889.25x1 lm		
NAME: 2218.118-LEA-09B-DW	TYPE:	WEIGHT:
SPEC.: 3000K	DIM.:	SERIAL No.: 2401050016
MFR.: RISE	SUR.: 0.001681m2	Shielding Angle:

DATA OF LAMP		PHOTOMETRIC DATA				Eff: 29.60 lm/W
MODEL	Bridgelux	I _{max} (cd)	690.1	S/MH(C0/180)	0.63	
NOMINAL POWER(W)	11	LOR(%)	37.4	S/MH(C90/270)	0.63	
RATED VOLTAGE(V)	120	TOTAL FLUX(lm)	332.35	η UP,DN(C0-180)	0.0,18.9	
NOMINAL FLUX(lm)	889.25	CIE CLASS	DIRECT	η UP,DN(C180-360)	0.0,18.4	
LAMPS INSIDE	1	η up(%)	0.0	CIBSE SHR NOM	0.50	
TEST VOLTAGE(V)	120	η down(%)	37.4	CIBSE SHR MAX	0.65	



C Range: 0 - 360DEG
C Interval: 30.0DEG
Test Speed: HIGH
Temperature:25.3℃
Operators:zoe
Test Date:2024-1-5

γ Range: 0 - 180DEG
γ Interval: 1.0DEG
Test System:EVERFINE GO-SPEX500_V1 SYSTEM V2.00.461
Humidity:65.0%
Test Distance:3.160m [K=1.0000]
Remarks: LAMP:BXRV-DR-1830G-100Z-A-23 Ra:90
LENS:PM-1103C 50R+DIFFUSER
DRIVER:PUP10A-1WMC-700 500mA
30minutes warm-up

ZONAL FLUX DIAGRAM

ZONAL FLUX DIAGRAM:

γ	C0	C45	C90	C135	C180	C225	C270	C315	γ	Φ zone	Φ total	%lum,lamp
10	541.1	565.0	577.8	573.9	581.0	582.8	568.9	535.1	0- 10	59.67	59.67	18,6.71
20	298.3	329.8	346.2	326.3	331.8	341.0	332.9	297.4	10- 20	123.5	183.1	55.1,20.6
30	120.7	126.5	132.6	127.4	127.3	123.2	123.9	116.6	20- 30	96.86	280.0	84.2,31.5
40	23.89	28.98	29.90	30.33	26.27	25.22	22.07	24.60	30- 40	41.82	321.8	96.8,36.2
50	1.864	3.242	4.852	3.522	2.026	2.228	1.225	1.935	40- 50	7.661	329.5	99.1,37.1
60	0.9168	1.358	2.468	1.383	0.8871	0.8701	0.6869	0.8291	50- 60	1.494	331.0	99.6,37.2
70	0.5858	0.7016	0.9151	0.6926	0.5525	0.7928	0.9186	0.7910	60- 70	0.9369	331.9	99.9,37.3
80	0.0649	0.1253	0.1959	0.1296	0.0597	0.0433	0.0398	0.0464	70- 80	0.3724	332.3	100,37.4
90	0	0	0	0	0	0	0	0	80- 90	0.0593	332.3	100,37.4
100	0	0	0	0	0	0	0	0	90-100	0	332.3	100,37.4
110	0	0	0	0	0	0	0	0	100-110	0	332.3	100,37.4
120	0	0	0	0	0	0	0	0	110-120	0	332.3	100,37.4
130	0	0	0	0	0	0	0	0	120-130	0	332.3	100,37.4
140	0	0	0	0	0	0	0	0	130-140	0	332.3	100,37.4
150	0	0	0	0	0	0	0	0	140-150	0	332.3	100,37.4
160	0	0	0	0	0	0	0	0	150-160	0	332.3	100,37.4
170	0	0	0	0	0	0	0	0	160-170	0	332.3	100,37.4
180	0	0	0	0	0	0	0	0	170-180	0	332.3	100,37.4
DEG	LUMINOUS INTENSITY:cd									UNIT:lm		

C Range: 0 - 360DEG
C Interval: 30.0DEG
Test Speed: HIGH
Temperature:25.3℃
Operators:zoe
Test Date:2024-1-5

γ Range: 0 - 180DEG
 γ Interval: 1.0DEG
Test System:EVERFINE GO-SPEX500_V1 SYSTEM V2.00.461
Humidity:65.0%
Test Distance:3.160m [K=1.0000]
Remarks: LAMP:BXRV-DR-1830G-100Z-A-23 Ra:90
LENS:PM-1103C 50R+DIFFUSER
DRIVER:PUP10A-1WMC-700 500mA
30minutes warm-up

LUMINANCE LIMITATION CURVES

Test:U:120.20V I:0.0946A P:11.227W PF:0.9858 Freq:59.98Hz
Lamp Flux:889.25x1 lm

NAME: 2218.118-LEA-09B-DW

TYPE:

WEIGHT:

SPEC.: 3000K

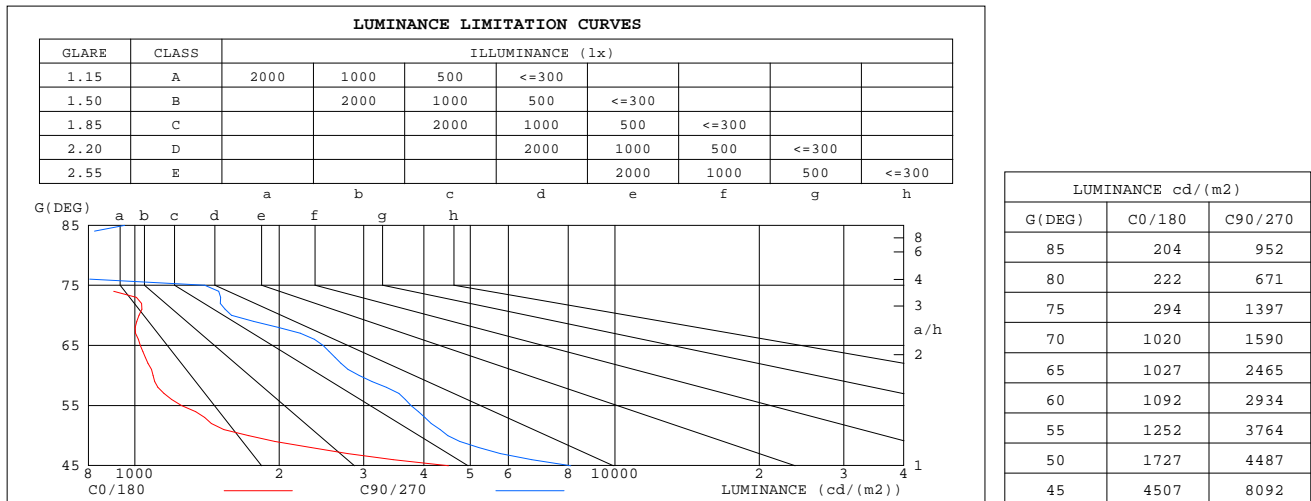
DIM.:

SERIAL No.: 2401050016

MFR.: RISE

SUR.: 0.001681m2

Shielding Angle:



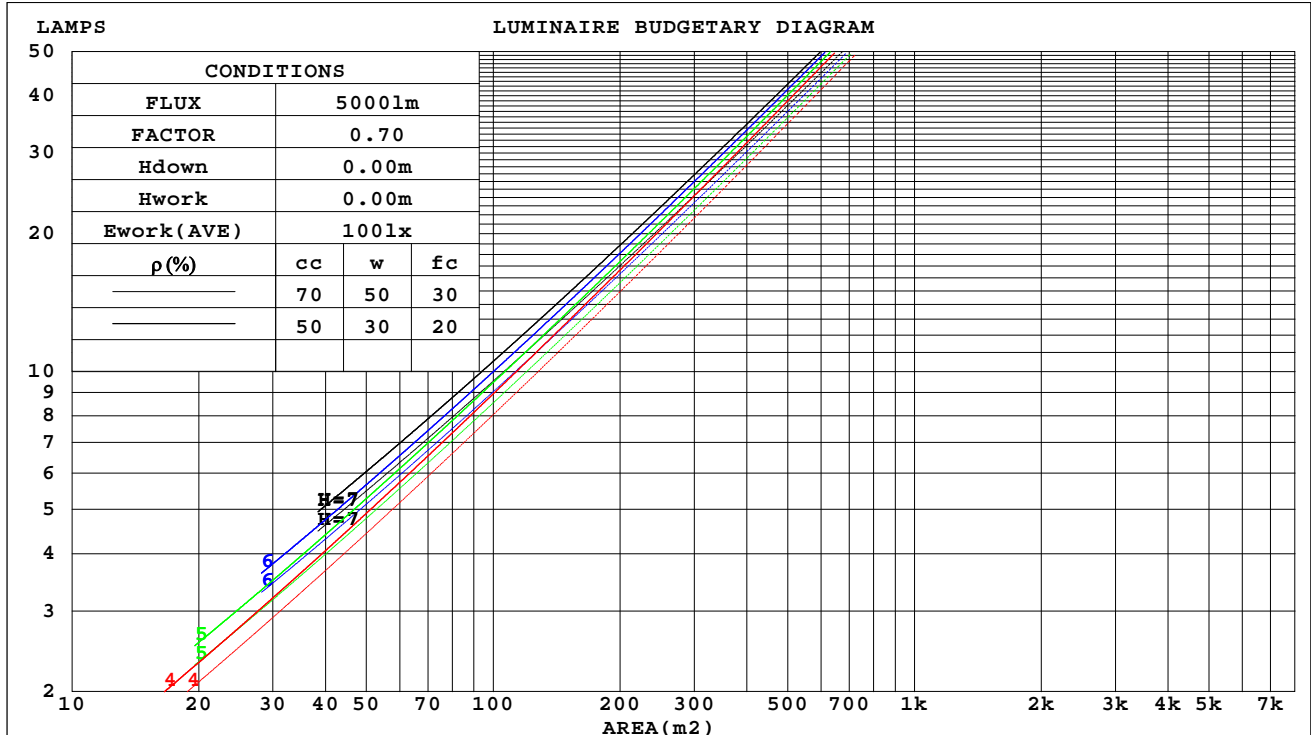
C Range: 0 - 360DEG
C Interval: 30.0DEG
Test Speed: HIGH
Temperature:25.3℃
Operators:zoe
Test Date:2024-1-5

γ Range: 0 - 180DEG
γ Interval: 1.0DEG
Test System:EVERFINE GO-SPEX500_V1 SYSTEM V2.00.461
Humidity:65.0%
Test Distance:3.160m [K=1.0000]
Remarks: LAMP:BXRV-DR-1830G-100Z-A-23 Ra:90
LENS:PM-1103C 50R+DIFFUSER
DRIVER:PUP10A-1WMC-700 500mA
30minutes warm-up

CU AND LUMINAIRE BUDGETARY ESTIMATE DIAGRAM

Test:U:120.20V I:0.0946A P:11.227W PF:0.9858 Freq:59.98Hz Lamp Flux:889.25x1 lm		
NAME: 2218.118-LEA-09B-DW	TYPE:	WEIGHT:
SPEC.: 3000K	DIM.:	SERIAL No.: 2401050016
MFR.: RISE	SUR.: 0.001681m2	Shielding Angle:

ρ_{cc}	80%			70%			50%			30%			10%			0
ρ_w	50%	30%	10%	50%	30%	10%	50%	30%	10%	50%	30%	10%	50%	30%	10%	0
ρ_{fc}	20%			20%			20%			20%			20%			0
RCR	RCR:Room Cavity Ratio															



C Range: 0 - 360DEG
C Interval: 30.0DEG
Test Speed: HIGH
Temperature:25.3℃
Operators:zoe
Test Date:2024-1-5

γ Range: 0 - 180DEG
 γ Interval: 1.0DEG
Test System:EVERFINE GO-SPEX500_V1 SYSTEM V2.00.461
Humidity:65.0%
Test Distance:3.160m [K=1.0000]
Remarks: LAMP:BXRV-DR-1830G-100Z-A-23 Ra:90
LENS:PM-1103C 50R+DIFFUSER
DRIVER:PUP10A-1WMC-700 500mA
30minutes warm-up

WEC AND CCEC

Test:U:120.20V I:0.0946A P:11.227W PF:0.9858 Freq:59.98Hz Lamp Flux:889.25x1 lm		
NAME: 2218.118-LEA-09B-DW	TYPE:	WEIGHT:
SPEC.: 3000K	DIM.:	SERIAL No.: 2401050016
MFR.: RISE	SUR.: 0.001681m2	Shielding Angle:

pcc	80%			70%			50%			30%			10%			0	
pw	50%	30%	10%	50%	30%	10%	50%	30%	10%	50%	30%	10%	50%	30%	10%	0	
pfc	20%			20%			20%			20%			20%			0	
RCR	RCR:Room Cavity Ratio						Wall Exitance Coefficients(WEC)										
0.0																	
1.0	.060	.034	.011	.058	.033	.010	.053	.030	.010	.049	.028	.009	.045	.026	.008		
2.0	.057	.031	.010	.055	.030	.009	.051	.028	.009	.047	.026	.008	.044	.025	.008		
3.0	.054	.029	.009	.052	.028	.008	.049	.026	.008	.046	.025	.008	.043	.024	.007		
4.0	.051	.026	.008	.049	.026	.008	.047	.025	.007	.044	.024	.007	.042	.023	.007		
5.0	.048	.025	.007	.047	.024	.007	.045	.023	.007	.042	.022	.007	.040	.022	.006		
6.0	.046	.023	.007	.045	.023	.007	.043	.022	.006	.041	.021	.006	.039	.021	.006		
7.0	.044	.022	.006	.043	.021	.006	.041	.021	.006	.039	.020	.006	.038	.020	.006		
8.0	.042	.021	.006	.041	.020	.006	.040	.020	.006	.038	.019	.006	.037	.019	.005		
9.0	.040	.020	.005	.040	.019	.005	.038	.019	.005	.037	.018	.005	.036	.018	.005		
10.0	.039	.019	.005	.038	.018	.005	.037	.018	.005	.036	.018	.005	.034	.017	.005		

pcc	80%			70%			50%			30%			10%			0
pw	50%	30%	10%	50%	30%	10%	50%	30%	10%	50%	30%	10%	50%	30%	10%	0
pfc	20%			20%			20%			20%			20%			0
RCR	RCR:Room Cavity Ratio						Ceiling Cavity Exitance Coefficients(CCEC)									
0.0	.071	.071	.071	.061	.061	.061	.042	.042	.042	.024	.024	.024	.008	.008	.008	
1.0	.064	.059	.055	.054	.051	.047	.037	.035	.033	.021	.020	.019	.007	.006	.006	
2.0	.057	.050	.043	.049	.043	.037	.034	.030	.026	.019	.017	.015	.006	.006	.005	
3.0	.052	.042	.034	.045	.037	.030	.031	.025	.021	.018	.015	.012	.006	.005	.004	
4.0	.048	.037	.028	.041	.032	.024	.028	.022	.017	.016	.013	.010	.005	.004	.003	
5.0	.045	.032	.023	.038	.028	.020	.026	.020	.014	.015	.011	.008	.005	.004	.003	
6.0	.042	.029	.019	.036	.025	.017	.025	.017	.012	.014	.010	.007	.005	.003	.002	
7.0	.039	.026	.017	.034	.022	.014	.023	.016	.010	.014	.009	.006	.004	.003	.002	
8.0	.037	.023	.014	.032	.020	.012	.022	.014	.009	.013	.008	.005	.004	.003	.002	
9.0	.035	.021	.012	.030	.019	.011	.021	.013	.008	.012	.008	.005	.004	.003	.002	
10.0	.033	.020	.011	.029	.017	.009	.020	.012	.007	.012	.007	.004	.004	.002	.001	

C Range: 0 - 360DEG
C Interval: 30.0DEG
Test Speed: HIGH
Temperature:25.3℃
Operators:zoe
Test Date:2024-1-5

γ Range: 0 - 180DEG
γ Interval: 1.0DEG
Test System:EVERFINE GO-SPEX500_V1 SYSTEM V2.00.461
Humidity:65.0%
Test Distance:3.160m [K=1.0000]
Remarks: LAMP:BXRV-DR-1830G-100Z-A-23 Ra:90
LENS:PM-1103C 50R+DIFFUSER
DRIVER:PUP10A-1WMC-700 500mA
30minutes warm-up

UGR(Unified Glare Rating) Table

Test:U:120.20V I:0.0946A P:11.227W PF:0.9858 Freq:59.98Hz Lamp Flux:889.25x1 lm										
NAME: 2218.118-LEA-09B-DW					TYPE:			WEIGHT:		
SPEC.: 3000K					DIM.:			SERIAL No.: 2401050016		
MFR.: RISE					SUR.: 0.001681m2			Shielding Angle:		
ceiling/cavity	0.7	0.7	0.5	0.5	0.3	0.7	0.7	0.5	0.5	0.3
walls	0.5	0.3	0.5	0.3	0.3	0.5	0.3	0.5	0.3	0.3
working plane	0.2	0.2	0.2	0.2	0.2	0.2	0.2	0.2	0.2	0.2
Room dimensions	Viewed crosswise					Viewed endwise				
x = 2H y = 2H	15.4	16.2	15.6	16.4	16.6	16.0	16.8	16.2	17.0	17.1
3H	15.3	16.0	15.5	16.2	16.4	15.9	16.6	16.1	16.8	17.0
4H	15.2	15.9	15.5	16.1	16.4	15.8	16.5	16.1	16.7	17.0
6H	15.1	15.8	15.4	16.0	16.3	15.7	16.4	16.0	16.6	16.9
8H	15.1	15.7	15.4	16.0	16.2	15.7	16.3	16.0	16.6	16.8
12H	15.0	15.6	15.3	15.9	16.2	15.6	16.3	16.0	16.5	16.8
4H 2H	15.2	15.9	15.5	16.1	16.3	15.7	16.5	16.0	16.7	16.9
3H	15.1	15.7	15.4	15.9	16.2	15.6	16.3	16.0	16.5	16.8
4H	15.0	15.5	15.3	15.8	16.1	15.6	16.2	15.9	16.5	16.8
6H	14.9	15.4	15.3	15.7	16.1	15.5	16.0	15.9	16.3	16.7
8H	14.8	15.3	15.2	15.6	16.0	15.5	15.9	15.8	16.3	16.6
12H	14.8	15.2	15.2	15.6	16.0	15.4	15.8	15.8	16.2	16.6
8H 4H	14.8	15.3	15.2	15.7	16.0	15.5	15.9	15.8	16.3	16.6
6H	14.7	15.1	15.2	15.5	15.9	15.4	15.7	15.8	16.1	16.5
8H	14.7	15.0	15.1	15.4	15.9	15.3	15.6	15.8	16.1	16.5
12H	14.6	14.9	15.1	15.4	15.8	15.3	15.6	15.7	16.0	16.5
12H 4H	14.8	15.2	15.2	15.6	16.0	15.4	15.8	15.8	16.2	16.6
6H	14.7	15.0	15.1	15.4	15.9	15.3	15.6	15.8	16.1	16.5
8H	14.6	14.9	15.1	15.4	15.8	15.3	15.5	15.7	16.0	16.5
Variations with the observer position at spacings(CIE Pub.117):										
S = 1.0H	+ 3.5 / -10.5					+ 3.6 / - 7.1				
1.5H	+ 6.1 / - 9.5					+ 6.1 / - 7.4				
2.0H	+ 4.4 / - 3.0					+ 4.3 / - 3.0				

CIE Pub.117, 889.3 lm Total Lamp Luminous Flux Correct (8log(F/F0) = -0.4)
Area: 0.001681 m2

C Range: 0 - 360DEG
C Interval: 30.0DEG
Test Speed: HIGH
Temperature:25.3℃
Operators:zoe
Test Date:2024-1-5

γ Range: 0 - 180DEG
γ Interval: 1.0DEG
Test System:EVERFINE GO-SPEX500_V1 SYSTEM V2.00.461
Humidity:65.0%
Test Distance:3.160m [K=1.0000]
Remarks: LAMP:BXRV-DR-1830G-100Z-A-23 Ra:90
LENS:PM-1103C 50R+DIFFUSER
DRIVER:PUP10A-1WMC-700 500mA
30minutes warm-up

UTILIZATION FACTORS TABLE

Test:U:120.20V I:0.0946A P:11.227W PF:0.9858 Freq:59.98Hz Lamp Flux:889.25x1 lm		
NAME: 2218.118-LEA-09B-DW	TYPE:	WEIGHT:
SPEC.: 3000K	DIM.:	SERIAL No.: 2401050016
MFR.: RISE	SUR.: 0.001681m2	Shielding Angle:

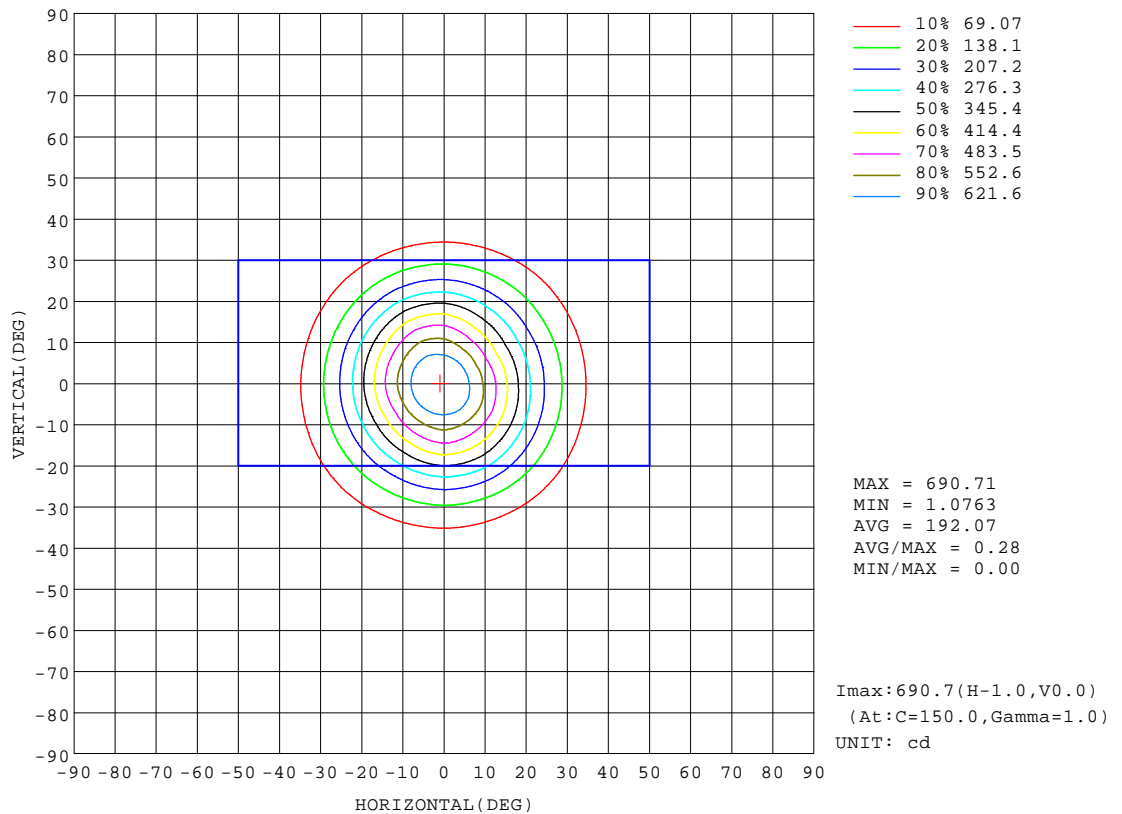
REFLECTANCE										
Ceiling	0.8	0.8	0.8	0.7	0.7	0.7	0.5	0.5	0.5	0
Walls	0.7	0.5	0.3	0.7	0.5	0.3	0.7	0.5	0.3	0
Working plane	0.2	0.2	0.2	0.2	0.2	0.2	0.2	0.2	0.2	0
ROOM INDEX	UTILIZATION FACTORS(PERCENT) $k(RI) \times RCR = 5$									
k = 0.60	33	31	30	33	31	30	33	31	30	29
0.80	36	34	33	36	34	33	35	34	33	31
1.00	38	36	34	37	36	34	37	35	34	33
1.25	39	37	36	39	37	36	38	37	36	34
1.50	40	38	37	40	38	37	39	38	37	35
2.00	41	39	38	40	39	38	39	38	37	36
2.50	41	40	39	41	40	39	40	39	38	36
3.00	42	41	40	41	40	39	40	39	39	36
4.00	43	42	41	42	41	40	41	40	39	37
5.00	43	42	42	42	42	41	41	40	40	37
ROOM INDEX	UF(total)									Direct
According to DIN EN 13032-2 2004			Suspended					SHRNOM = 1.25		

C Range: 0 - 360DEG
C Interval: 30.0DEG
Test Speed: HIGH
Temperature:25.3℃
Operators:zoe
Test Date:2024-1-5

γ Range: 0 - 180DEG
γ Interval: 1.0DEG
Test System:EVERFINE GO-SPEX500_V1 SYSTEM V2.00.461
Humidity:65.0%
Test Distance:3.160m [K=1.0000]
Remarks: LAMP:BXRV-DR-1830G-100Z-A-23 Ra:90
LENS:PM-1103C 50R+DIFFUSER
DRIVER:PUP10A-1WMC-700 500mA
30minutes warm-up

ISOCANDELA DIAGRAM

Test:U:120.20V I:0.0946A P:11.227W PF:0.9858 Freq:59.98Hz Lamp Flux:889.25x1 lm		
NAME: 2218.118-LEA-09B-DW	TYPE:	WEIGHT:
SPEC.: 3000K	DIM.:	SERIAL No.: 2401050016
MFR.: RISE	SUR.: 0.001681m2	Shielding Angle:

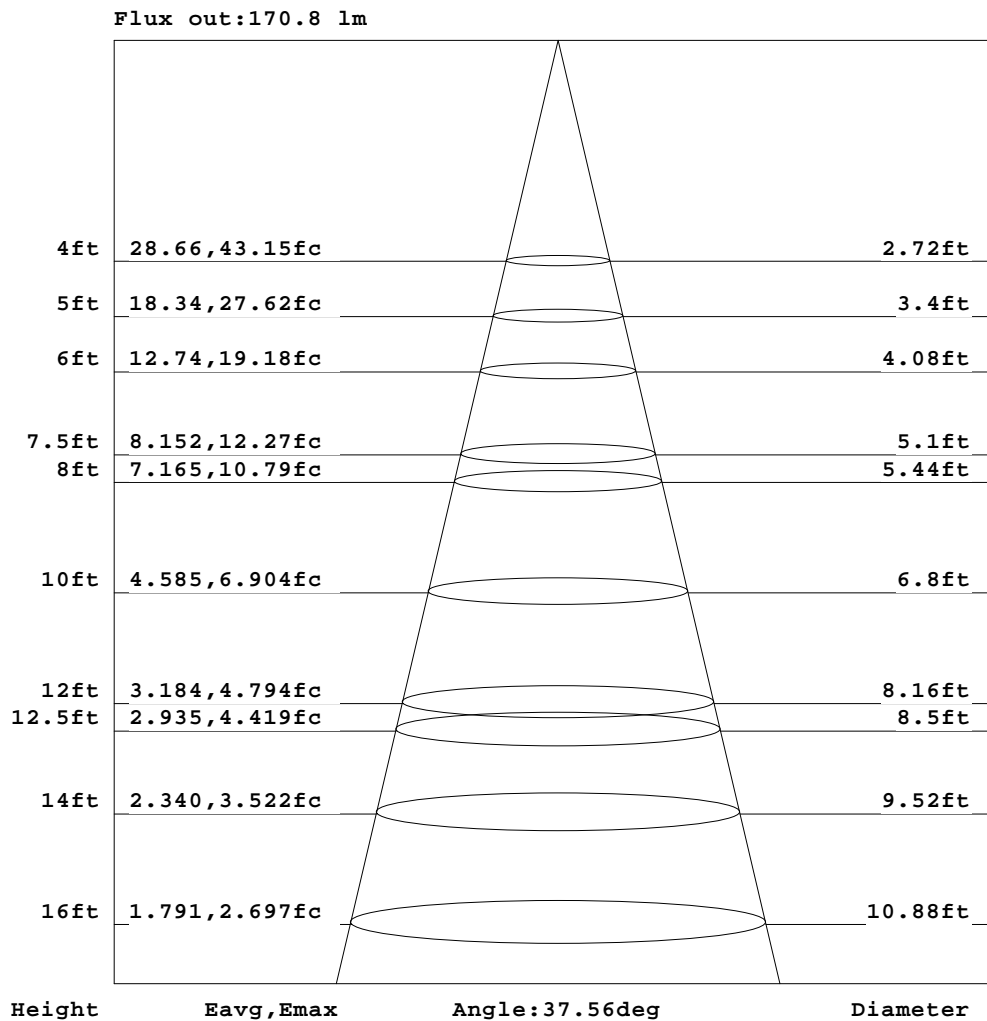


C Range: 0 - 360DEG
C Interval: 30.0DEG
Test Speed: HIGH
Temperature: 25.3 °C
Operators: zoe
Test Date: 2024-1-5

γ Range: 0 - 180DEG
γ Interval: 1.0DEG
Test System: EVERFINE GO-SPEX500_V1 SYSTEM V2.00.461
Humidity: 65.0%
Test Distance: 3.160m [K=1.0000]
Remarks: LAMP: BXR-V-DR-1830G-100Z-A-23 Ra: 90
LENS: PM-1103C 50R+DIFFUSER
DRIVER: PUP10A-1WMC-700 500mA
30minutes warm-up

AAI Figure

Test:U:120.20V I:0.0946A P:11.227W PF:0.9858 Freq:59.98Hz Lamp Flux:889.25x1 lm		
NAME: 2218.118-LEA-09B-DW	TYPE:	WEIGHT:
SPEC.: 3000K	DIM.:	SERIAL No.: 2401050016
MFR.: RISE	SUR.: 0.001681m2	Shielding Angle:



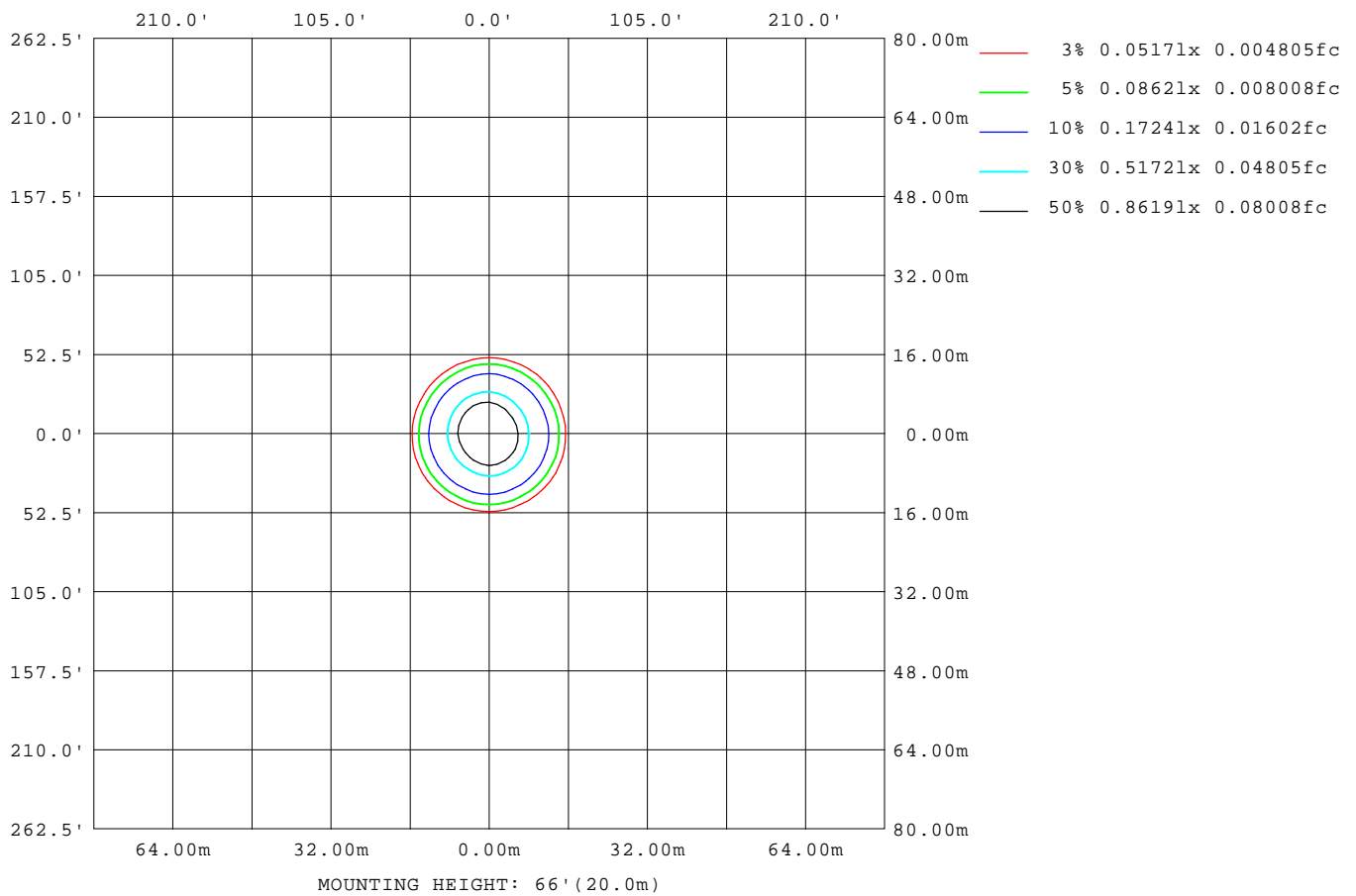
Note: The Curves indicate the illuminated area and the average illumination when the luminaire is at different distance.

C Range: 0 - 360DEG
C Interval: 30.0DEG
Test Speed: HIGH
Temperature: 25.3 °C
Operators: zoe
Test Date: 2024-1-5

γ Range: 0 - 180DEG
γ Interval: 1.0DEG
Test System: EVERFINE GO-SPEX500_V1 SYSTEM V2.00.461
Humidity: 65.0%
Test Distance: 3.160m [K=1.0000]
Remarks: LAMP: BXR-V-DR-1830G-100Z-A-23 Ra: 90
LENS: PM-1103C 50R+DIFFUSER
DRIVER: PUP10A-1WMC-700 500mA
30minutes warm-up

ISOLUX DIAGRAM

Test:U:120.20V I:0.0946A P:11.227W PF:0.9858 Freq:59.98Hz Lamp Flux:889.25x1 lm		
NAME: 2218.118-LEA-09B-DW	TYPE:	WEIGHT:
SPEC.: 3000K	DIM.:	SERIAL No.: 2401050016
MFR.: RISE	SUR.: 0.001681m2	Shielding Angle:



C Range: 0 - 360DEG
C Interval: 30.0DEG
Test Speed: HIGH
Temperature: 25.3 °C
Operators: zoe
Test Date: 2024-1-5

γ Range: 0 - 180DEG
γ Interval: 1.0DEG
Test System: EVERFINE GO-SPEX500_V1 SYSTEM V2.00.461
Humidity: 65.0%
Test Distance: 3.160m [K=1.0000]
Remarks: LAMP: BXR V-DR-1830G-100Z-A-23 Ra: 90
LENS: PM-1103C 50R+DIFFUSER
DRIVER: PUP10A-1WMC-700 500mA
30minutes warm-up

LED Avg.L Report

Test:U:120.20V I:0.0946A P:11.227W PF:0.9858 Freq:59.98Hz Lamp Flux:889.25x1 lm		
NAME: 2218.118-LEA-09B-DW	TYPE:	WEIGHT:
SPEC.: 3000K	DIM.:	SERIAL No.: 2401050016
MFR.: RISE	SUR.: 0.001681m2	Shielding Angle:

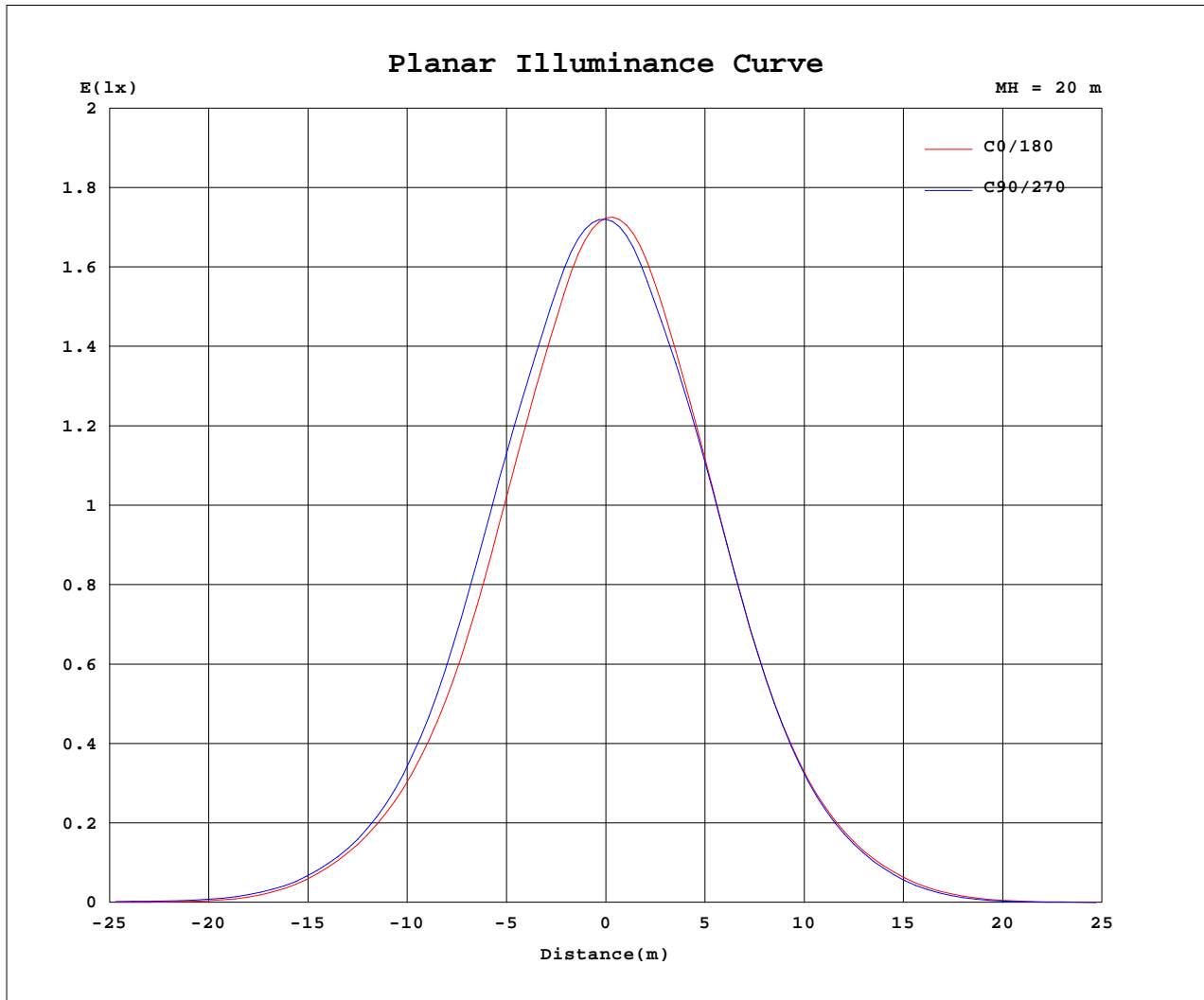
AvgL	cd/m2
L_0~180(65)av	1005
L_0~180(75)av	272
L_0~180(85)av	193
L_90~270(65)av	1782
L_90~270(75)av	788
L_90~270(85)av	542
L_45(65)av	1290
L_45(75)av	833
L_45(85)av	368

Standard: GB/T 29293-2012

C Range: 0 - 360DEG
C Interval: 30.0DEG
Test Speed: HIGH
Temperature:25.3℃
Operators:zoe
Test Date:2024-1-5

γ Range: 0 - 180DEG
γ Interval: 1.0DEG
Test System:EVERFINE GO-SPEX500_V1 SYSTEM V2.00.461
Humidity:65.0%
Test Distance:3.160m [K=1.0000]
Remarks: LAMP:BXRV-DR-1830G-100Z-A-23 Ra:90
LENS:PM-1103C 50R+DIFFUSER
DRIVER:PUP10A-1WMC-700 500mA
30minutes warm-up

Planar Illuminance Curve



C Range: 0 - 360DEG
 C Interval: 30.0DEG
 Test Speed: HIGH
 Temperature: 25.3 °C
 Operators: zoe
 Test Date: 2024-1-5

γ Range: 0 - 180DEG
 γ Interval: 1.0DEG
 Test System: EVERFINE GO-SPEX500_V1 SYSTEM V2.00.461
 Humidity: 65.0%
 Test Distance: 3.160m [K=1.0000]
 Remarks: LAMP: BXRV-DR-1830G-100Z-A-23 Ra: 90
 LENS: PM-1103C 50R+DIFFUSER
 DRIVER: PUP10A-1WMC-700 500mA
 30minutes warm-up



LUMINOUS DISTRIBUTION INTENSITY DATA

Test:U:120.20V I:0.0946A P:11.227W PF:0.9858 Freq:59.98Hz Lamp Flux:889.25x1 lm		
NAME: 2218.118-LEA-09B-DW	TYPE:	WEIGHT:
SPEC.: 3000K	DIM.:	SERIAL No.: 2401050016
MFR.: RISE	SUR.: 0.001681m2	Shielding Angle:

Table--1


UNIT: cd

C(DEG) γ (DEG)	0	30	60	90	120	150	180	210	240	270	300	330						
0	689	689	689	689	689	689	689	689	689	689	689	689						
5	641	652	659	663	665	667	668	667	662	652	645	639						
10	541	560	570	578	573	575	581	582	584	569	541	529						
15	423	445	459	474	457	450	465	465	477	463	424	406						
20	298	320	340	346	329	324	332	337	345	333	305	289						
25	196	209	222	224	215	213	214	215	219	213	200	191						
30	121	124	129	133	128	127	127	123	123	124	118	115						
35	64.6	66.3	67.4	71.2	68.3	68.0	67.4	62.5	61.5	62.8	60.8	60.9						
40	23.9	28.4	29.5	29.9	30.7	30.0	26.3	26.0	24.5	22.1	24.5	24.7						
45	5.35	8.76	10.1	9.63	10.9	9.78	6.54	8.19	7.04	4.37	6.81	6.99						
50	1.86	2.61	3.87	4.85	4.06	2.98	2.03	2.40	2.05	1.23	1.81	2.06						
55	1.21	1.37	2.36	3.63	2.42	1.49	1.21	1.24	1.05	0.76	0.96	1.13						
60	0.92	1.01	1.71	2.47	1.74	1.03	0.89	0.92	0.82	0.69	0.77	0.89						
65	0.73	0.84	1.21	1.75	1.23	0.81	0.70	0.84	0.86	0.78	0.80	0.81						
70	0.59	0.63	0.77	0.92	0.77	0.61	0.55	0.70	0.89	0.92	0.87	0.71						
75	0.13	0.42	0.50	0.61	0.50	0.38	0.11	0.27	0.18	0.08	0.20	0.31						
80	0.06	0.10	0.15	0.20	0.15	0.11	0.06	0.05	0.04	0.04	0.04	0.05						
85	0.03	0.07	0.10	0.14	0.11	0.08	0.03	0.02	0.01	0.02	0.02	0.02						
90	0.00	0.00	0.00	0.00	0.00	0.00	0.00	0.00	0.00	0.00	0.00	0.00						
95	0.00	0.00	0.00	0.00	0.00	0.00	0.00	0.00	0.00	0.00	0.00	0.00						
100	0.00	0.00	0.00	0.00	0.00	0.00	0.00	0.00	0.00	0.00	0.00	0.00						
105	0.00	0.00	0.00	0.00	0.00	0.00	0.00	0.00	0.00	0.00	0.00	0.00						
110	0.00	0.00	0.00	0.00	0.00	0.00	0.00	0.00	0.00	0.00	0.00	0.00						
115	0.00	0.00	0.00	0.00	0.00	0.00	0.00	0.00	0.00	0.00	0.00	0.00						
120	0.00	0.00	0.00	0.00	0.00	0.00	0.00	0.00	0.00	0.00	0.00	0.00						
125	0.00	0.00	0.00	0.00	0.00	0.00	0.00	0.00	0.00	0.00	0.00	0.00						
130	0.00	0.00	0.00	0.00	0.00	0.00	0.00	0.00	0.00	0.00	0.00	0.00						
135	0.00	0.00	0.00	0.00	0.00	0.00	0.00	0.00	0.00	0.00	0.00	0.00						
140	0.00	0.00	0.00	0.00	0.00	0.00	0.00	0.00	0.00	0.00	0.00	0.00						
145	0.00	0.00	0.00	0.00	0.00	0.00	0.00	0.00	0.00	0.00	0.00	0.00						
150	0.00	0.00	0.00	0.00	0.00	0.00	0.00	0.00	0.00	0.00	0.00	0.00						
155	0.00	0.00	0.00	0.00	0.00	0.00	0.00	0.00	0.00	0.00	0.00	0.00						
160	0.00	0.00	0.00	0.00	0.00	0.00	0.00	0.00	0.00	0.00	0.00	0.00						
165	0.00	0.00	0.00	0.00	0.00	0.00	0.00	0.00	0.00	0.00	0.00	0.00						
170	0.00	0.00	0.00	0.00	0.00	0.00	0.00	0.00	0.00	0.00	0.00	0.00						
175	0.00	0.00	0.00	0.00	0.00	0.00	0.00	0.00	0.00	0.00	0.00	0.00						
180	0.00	0.00	0.00	0.00	0.00	0.00	0.00	0.00	0.00	0.00	0.00	0.00						

C Range: 0 - 360DEG
C Interval: 30.0DEG
Test Speed: HIGH
Temperature:25.3℃
Operators:zoe
Test Date:2024-1-5

γ Range: 0 - 180DEG
γ Interval: 1.0DEG
Test System:EVERFINE GO-SPEX500_V1 SYSTEM V2.00.461
Humidity:65.0%
Test Distance:3.160m [K=1.0000]
Remarks: LAMP:BXRV-DR-1830G-100Z-A-23 Ra:90
LENS:PM-1103C 50R+DIFFUSER
DRIVER:PUP10A-1WMC-700 500mA
30minutes warm-up

Luminaire Photograph



Light Output Ratio:	37.4%	
Luminaire Power:	11.23 W	
SHR Nominal:	0.50	Calculated using the TM5
SHR Maximum:	0.65	fine grid method.

C Range: 0 - 360DEG
C Interval: 30.0DEG
Test Speed: HIGH
Temperature: 25.3 °C
Operators: zoe
Test Date: 2024-1-5

γ Range: 0 - 180DEG
γ Interval: 1.0DEG
Test System: EVERFINE GO-SPEX500_V1 SYSTEM V2.00.461
Humidity: 65.0%
Test Distance: 3.160m [K=1.0000]
Remarks: LAMP: BXRV-DR-1830G-100Z-A-23 Ra: 90
LENS: PM-1103C 50R+DIFFUSER
DRIVER: PUP10A-1WMC-700 500mA
30minutes warm-up

LUMINOUS INTENSITY DISTRIBUTION DIAGRAM

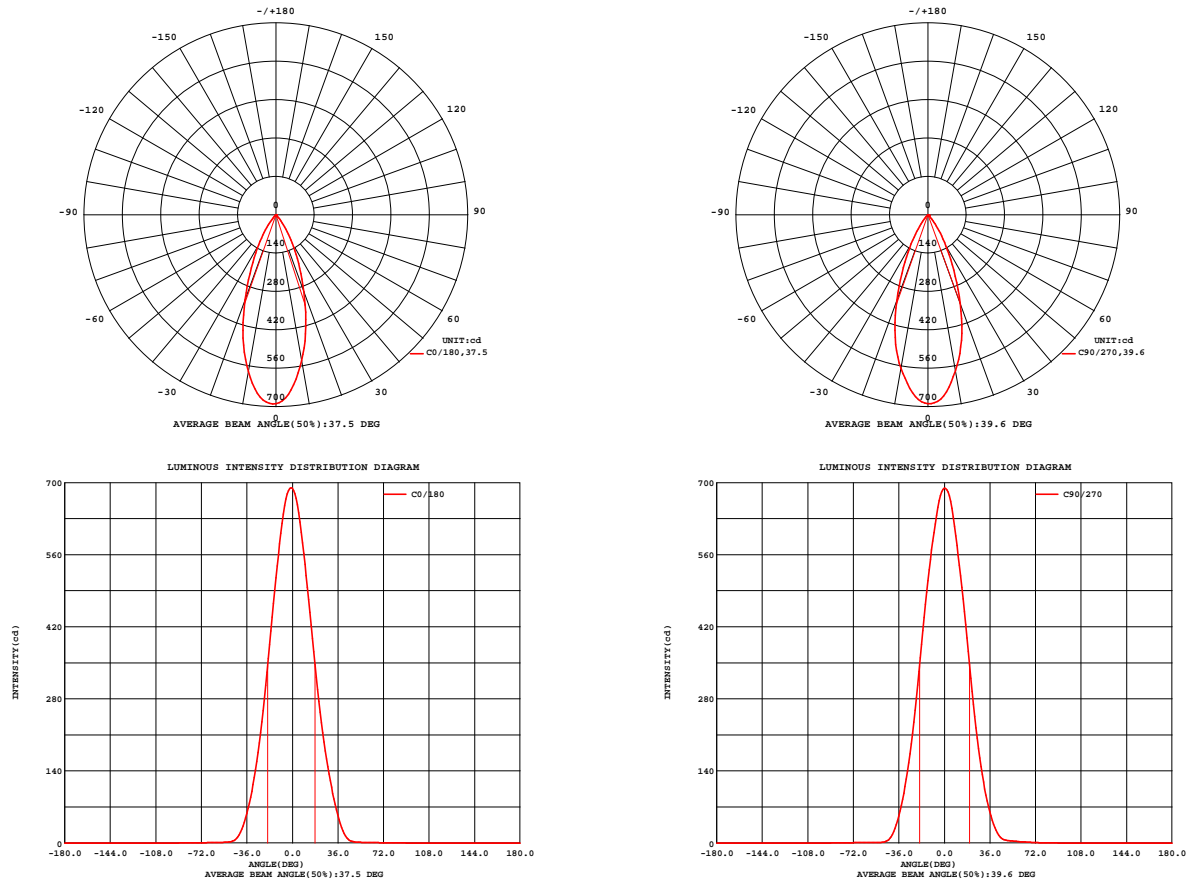


Fig. C0/C180

Fig. C90/C270

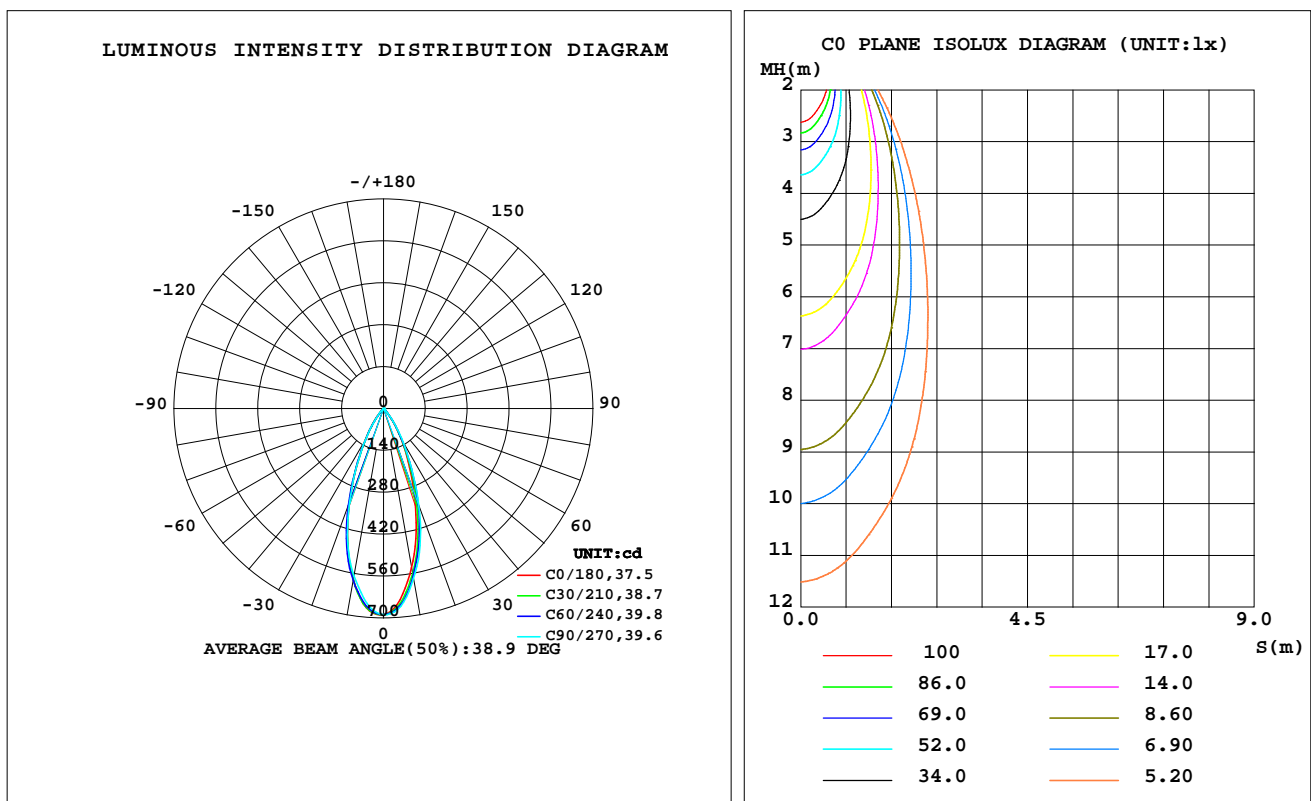
C Range: 0 - 360DEG
C Interval: 30.0DEG
Test Speed: HIGH
Temperature: 25.3 °C
Operators: zoe
Test Date: 2024-1-5

γ Range: 0 - 180DEG
γ Interval: 1.0DEG
Test System: EVERFINE GO-SPEX500_V1 SYSTEM V2.00.461
Humidity: 65.0%
Test Distance: 3.160m [K=1.0000]
Remarks: LAMP: BXR-V-DR-1830G-100Z-A-23 Ra: 90
LENS: PM-1103C 50R+DIFFUSER
DRIVER: PUP10A-1WMC-700 500mA
30minutes warm-up

LUMINAIRE PHOTOMETRIC TEST REPORT

Test:U:120.20V I:0.0946A P:11.227W PF:0.9858 Freq:59.98Hz Lamp Flux:889.25x1 lm		
NAME: 2218.118-LEA-09B-DW	TYPE:	WEIGHT:
SPEC.: 3000K	DIM.:	SERIAL No.: 2401050016
MFR.: RISE	SUR.: 0.001681m2	Shielding Angle:

DATA OF LAMP		PHOTOMETRIC DATA				Eff: 29.60 lm/W
MODEL	Bridgelux	Imax(cd)	690.1	S/MH(C0/180)	0.63	
NOMINAL POWER(W)	11	LOR(%)	37.4	S/MH(C90/270)	0.63	
RATED VOLTAGE(V)	120	TOTAL FLUX(lm)	332.35	η UP,DN(C0-180)	0.0,18.9	
NOMINAL FLUX(lm)	889.25	CIE CLASS	DIRECT	η UP,DN(C180-360)	0.0,18.4	
LAMPS INSIDE	1	η up(%)	0.0	CIBSE SHR NOM	0.50	
TEST VOLTAGE(V)	120	η down(%)	37.4	CIBSE SHR MAX	0.65	



C Range: 0 - 360DEG
C Interval: 30.0DEG
Test Speed: HIGH
Temperature:25.3℃
Operators:zoe
Test Date:2024-1-5

γ Range: 0 - 180DEG
 γ Interval: 1.0DEG
Test System:EVERFINE GO-SPEX500_V1 SYSTEM V2.00.461
Humidity:65.0%
Test Distance:3.160m [K=1.0000]
Remarks: LAMP:BXRV-DR-1830G-100Z-A-23 Ra:90
LENS:PM-1103C 50R+DIFFUSER
DRIVER:PUP10A-1WMC-700 500mA
30minutes warm-up

ZONAL FLUX DIAGRAM

ZONAL FLUX DIAGRAM:

γ	C0	C45	C90	C135	C180	C225	C270	C315	γ	Φ zone	Φ total	%lum,lamp
10	541.1	565.0	577.8	573.9	581.0	582.8	568.9	535.1	0- 10	59.67	59.67	18,6.71
20	298.3	329.8	346.2	326.3	331.8	341.0	332.9	297.4	10- 20	123.5	183.1	55.1,20.6
30	120.7	126.5	132.6	127.4	127.3	123.2	123.9	116.6	20- 30	96.86	280.0	84.2,31.5
40	23.89	28.98	29.90	30.33	26.27	25.22	22.07	24.60	30- 40	41.82	321.8	96.8,36.2
50	1.864	3.242	4.852	3.522	2.026	2.228	1.225	1.935	40- 50	7.661	329.5	99.1,37.1
60	0.9168	1.358	2.468	1.383	0.8871	0.8701	0.6869	0.8291	50- 60	1.494	331.0	99.6,37.2
70	0.5858	0.7016	0.9151	0.6926	0.5525	0.7928	0.9186	0.7910	60- 70	0.9369	331.9	99.9,37.3
80	0.0649	0.1253	0.1959	0.1296	0.0597	0.0433	0.0398	0.0464	70- 80	0.3724	332.3	100,37.4
90	0	0	0	0	0	0	0	0	80- 90	0.0593	332.3	100,37.4
100	0	0	0	0	0	0	0	0	90-100	0	332.3	100,37.4
110	0	0	0	0	0	0	0	0	100-110	0	332.3	100,37.4
120	0	0	0	0	0	0	0	0	110-120	0	332.3	100,37.4
130	0	0	0	0	0	0	0	0	120-130	0	332.3	100,37.4
140	0	0	0	0	0	0	0	0	130-140	0	332.3	100,37.4
150	0	0	0	0	0	0	0	0	140-150	0	332.3	100,37.4
160	0	0	0	0	0	0	0	0	150-160	0	332.3	100,37.4
170	0	0	0	0	0	0	0	0	160-170	0	332.3	100,37.4
180	0	0	0	0	0	0	0	0	170-180	0	332.3	100,37.4
DEG	LUMINOUS INTENSITY:cd									UNIT:lm		

C Range: 0 - 360DEG
C Interval: 30.0DEG
Test Speed: HIGH
Temperature:25.3℃
Operators:zoe
Test Date:2024-1-5

γ Range: 0 - 180DEG
 γ Interval: 1.0DEG
Test System:EVERFINE GO-SPEX500_V1 SYSTEM V2.00.461
Humidity:65.0%
Test Distance:3.160m [K=1.0000]
Remarks: LAMP:BXRV-DR-1830G-100Z-A-23 Ra:90
LENS:PM-1103C 50R+DIFFUSER
DRIVER:PUP10A-1WMC-700 500mA
30minutes warm-up

LUMINANCE LIMITATION CURVES

Test:U:120.20V I:0.0946A P:11.227W PF:0.9858 Freq:59.98Hz
Lamp Flux:889.25x1 lm

NAME: 2218.118-LEA-09B-DW

TYPE:

WEIGHT:

SPEC.: 3000K

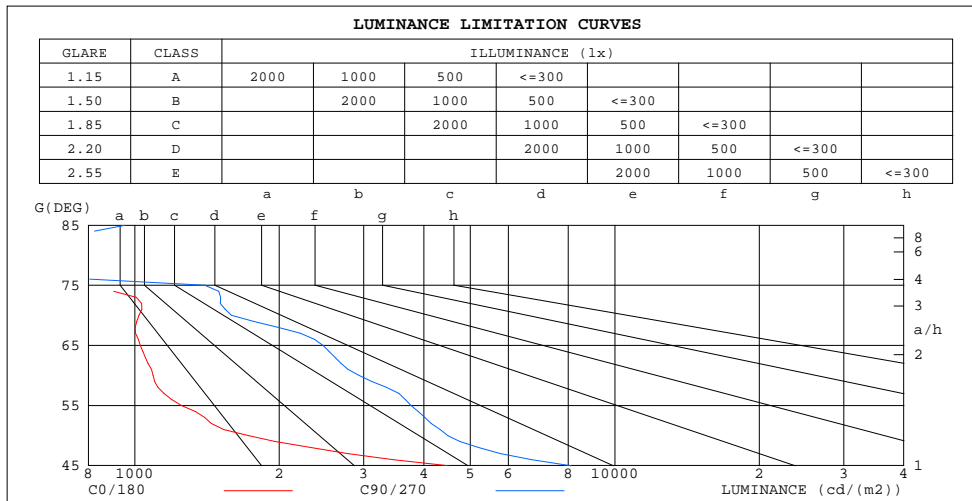
DIM.:

SERIAL No.: 2401050016

MFR.: RISE

SUR.: 0.001681m2

Shielding Angle:



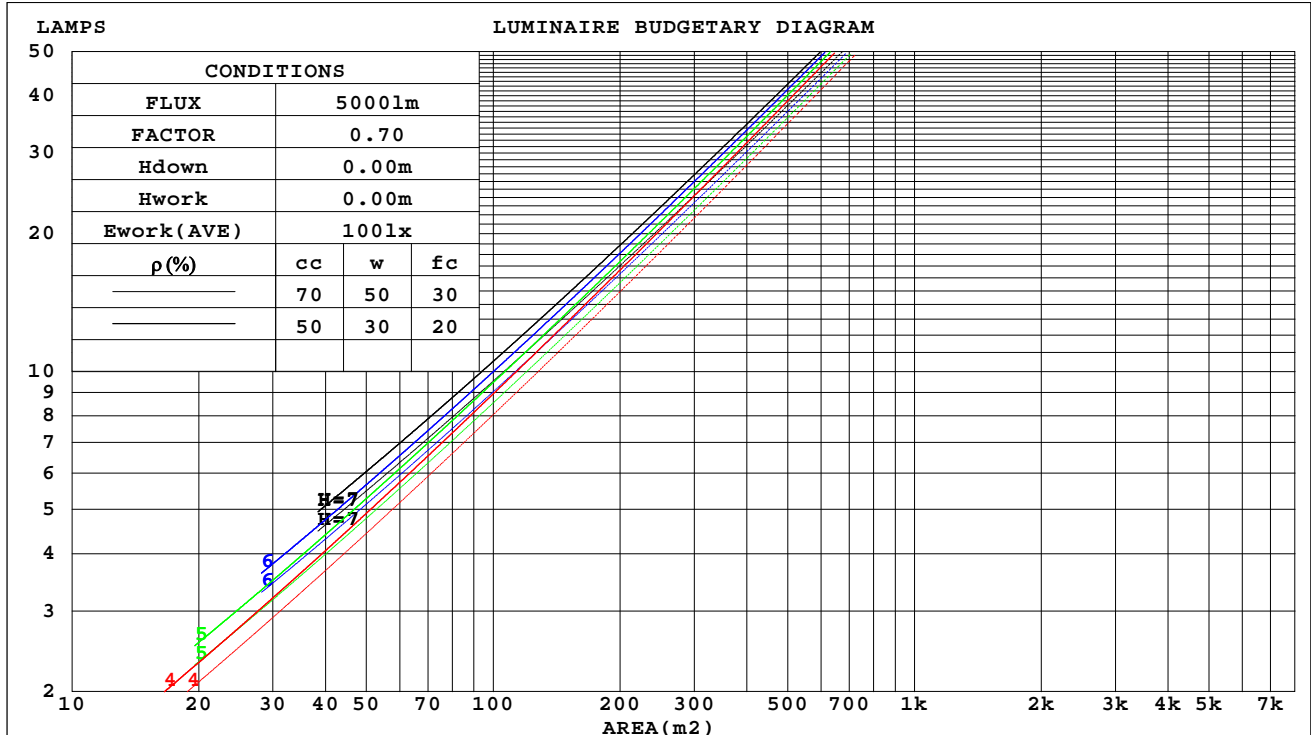
C Range: 0 - 360DEG
C Interval: 30.0DEG
Test Speed: HIGH
Temperature:25.3℃
Operators:zoe
Test Date:2024-1-5

γ Range: 0 - 180DEG
γ Interval: 1.0DEG
Test System:EVERFINE GO-SPEX500_V1 SYSTEM V2.00.461
Humidity:65.0%
Test Distance:3.160m [K=1.0000]
Remarks: LAMP:BXRV-DR-1830G-100Z-A-23 Ra:90
LENS:PM-1103C 50R+DIFFUSER
DRIVER:PUP10A-1WMC-700 500mA
30minutes warm-up

CU AND LUMINAIRE BUDGETARY ESTIMATE DIAGRAM

Test:U:120.20V I:0.0946A P:11.227W PF:0.9858 Freq:59.98Hz Lamp Flux:889.25x1 lm		
NAME: 2218.118-LEA-09B-DW	TYPE:	WEIGHT:
SPEC.: 3000K	DIM.:	SERIAL No.: 2401050016
MFR.: RISE	SUR.: 0.001681m2	Shielding Angle:

ρ_{cc}	80%			70%			50%			30%			10%			0
ρ_w	50%	30%	10%	50%	30%	10%	50%	30%	10%	50%	30%	10%	50%	30%	10%	0
ρ_{fc}	20%			20%			20%			20%			20%			0
RCR	RCR:Room Cavity Ratio															



C Range: 0 - 360DEG
C Interval: 30.0DEG
Test Speed: HIGH
Temperature:25.3℃
Operators:zoe
Test Date:2024-1-5

γ Range: 0 - 180DEG
 γ Interval: 1.0DEG
Test System:EVERFINE GO-SPEX500_V1 SYSTEM V2.00.461
Humidity:65.0%
Test Distance:3.160m [K=1.0000]
Remarks: LAMP:BXRV-DR-1830G-100Z-A-23 Ra:90
LENS:PM-1103C 50R+DIFFUSER
DRIVER:PUP10A-1WMC-700 500mA
30minutes warm-up

WEC AND CCEC

Test:U:120.20V I:0.0946A P:11.227W PF:0.9858 Freq:59.98Hz Lamp Flux:889.25x1 lm		
NAME: 2218.118-LEA-09B-DW	TYPE:	WEIGHT:
SPEC.: 3000K	DIM.:	SERIAL No.: 2401050016
MFR.: RISE	SUR.: 0.001681m2	Shielding Angle:

pcc	80%			70%			50%			30%			10%			0	
pw	50%	30%	10%	50%	30%	10%	50%	30%	10%	50%	30%	10%	50%	30%	10%	0	
pfc	20%			20%			20%			20%			20%			0	
RCR	RCR:Room Cavity Ratio						Wall Exitance Coefficients(WEC)										
0.0																	
1.0	.060	.034	.011	.058	.033	.010	.053	.030	.010	.049	.028	.009	.045	.026	.008		
2.0	.057	.031	.010	.055	.030	.009	.051	.028	.009	.047	.026	.008	.044	.025	.008		
3.0	.054	.029	.009	.052	.028	.008	.049	.026	.008	.046	.025	.008	.043	.024	.007		
4.0	.051	.026	.008	.049	.026	.008	.047	.025	.007	.044	.024	.007	.042	.023	.007		
5.0	.048	.025	.007	.047	.024	.007	.045	.023	.007	.042	.022	.007	.040	.022	.006		
6.0	.046	.023	.007	.045	.023	.007	.043	.022	.006	.041	.021	.006	.039	.021	.006		
7.0	.044	.022	.006	.043	.021	.006	.041	.021	.006	.039	.020	.006	.038	.020	.006		
8.0	.042	.021	.006	.041	.020	.006	.040	.020	.006	.038	.019	.006	.037	.019	.005		
9.0	.040	.020	.005	.040	.019	.005	.038	.019	.005	.037	.018	.005	.036	.018	.005		
10.0	.039	.019	.005	.038	.018	.005	.037	.018	.005	.036	.018	.005	.034	.017	.005		

pcc	80%			70%			50%			30%			10%			0	
pw	50%	30%	10%	50%	30%	10%	50%	30%	10%	50%	30%	10%	50%	30%	10%	0	
pfc	20%			20%			20%			20%			20%			0	
RCR	RCR:Room Cavity Ratio						Ceiling Cavity Exitance Coefficients(CCEC)										
0.0	.071	.071	.071	.061	.061	.061	.042	.042	.042	.024	.024	.024	.008	.008	.008		
1.0	.064	.059	.055	.054	.051	.047	.037	.035	.033	.021	.020	.019	.007	.006	.006		
2.0	.057	.050	.043	.049	.043	.037	.034	.030	.026	.019	.017	.015	.006	.006	.005		
3.0	.052	.042	.034	.045	.037	.030	.031	.025	.021	.018	.015	.012	.006	.005	.004		
4.0	.048	.037	.028	.041	.032	.024	.028	.022	.017	.016	.013	.010	.005	.004	.003		
5.0	.045	.032	.023	.038	.028	.020	.026	.020	.014	.015	.011	.008	.005	.004	.003		
6.0	.042	.029	.019	.036	.025	.017	.025	.017	.012	.014	.010	.007	.005	.003	.002		
7.0	.039	.026	.017	.034	.022	.014	.023	.016	.010	.014	.009	.006	.004	.003	.002		
8.0	.037	.023	.014	.032	.020	.012	.022	.014	.009	.013	.008	.005	.004	.003	.002		
9.0	.035	.021	.012	.030	.019	.011	.021	.013	.008	.012	.008	.005	.004	.003	.002		
10.0	.033	.020	.011	.029	.017	.009	.020	.012	.007	.012	.007	.004	.004	.002	.001		

C Range: 0 - 360DEG
C Interval: 30.0DEG
Test Speed: HIGH
Temperature:25.3℃
Operators:zoe
Test Date:2024-1-5

γ Range: 0 - 180DEG
γ Interval: 1.0DEG
Test System:EVERFINE GO-SPEX500_V1 SYSTEM V2.00.461
Humidity:65.0%
Test Distance:3.160m [K=1.0000]
Remarks: LAMP:BXRV-DR-1830G-100Z-A-23 Ra:90
LENS:PM-1103C 50R+DIFFUSER
DRIVER:PUP10A-1WMC-700 500mA
30minutes warm-up

UGR(Unified Glare Rating) Table

Test:U:120.20V I:0.0946A P:11.227W PF:0.9858 Freq:59.98Hz Lamp Flux:889.25x1 lm										
NAME: 2218.118-LEA-09B-DW					TYPE:			WEIGHT:		
SPEC.: 3000K					DIM.:			SERIAL No.: 2401050016		
MFR.: RISE					SUR.: 0.001681m2			Shielding Angle:		
ceiling/cavity	0.7	0.7	0.5	0.5	0.3	0.7	0.7	0.5	0.5	0.3
walls	0.5	0.3	0.5	0.3	0.3	0.5	0.3	0.5	0.3	0.3
working plane	0.2	0.2	0.2	0.2	0.2	0.2	0.2	0.2	0.2	0.2
Room dimensions	Viewed crosswise					Viewed endwise				
x = 2H y = 2H	15.4	16.2	15.6	16.4	16.6	16.0	16.8	16.2	17.0	17.1
3H	15.3	16.0	15.5	16.2	16.4	15.9	16.6	16.1	16.8	17.0
4H	15.2	15.9	15.5	16.1	16.4	15.8	16.5	16.1	16.7	17.0
6H	15.1	15.8	15.4	16.0	16.3	15.7	16.4	16.0	16.6	16.9
8H	15.1	15.7	15.4	16.0	16.2	15.7	16.3	16.0	16.6	16.8
12H	15.0	15.6	15.3	15.9	16.2	15.6	16.3	16.0	16.5	16.8
4H 2H	15.2	15.9	15.5	16.1	16.3	15.7	16.5	16.0	16.7	16.9
3H	15.1	15.7	15.4	15.9	16.2	15.6	16.3	16.0	16.5	16.8
4H	15.0	15.5	15.3	15.8	16.1	15.6	16.2	15.9	16.5	16.8
6H	14.9	15.4	15.3	15.7	16.1	15.5	16.0	15.9	16.3	16.7
8H	14.8	15.3	15.2	15.6	16.0	15.5	15.9	15.8	16.3	16.6
12H	14.8	15.2	15.2	15.6	16.0	15.4	15.8	15.8	16.2	16.6
8H 4H	14.8	15.3	15.2	15.7	16.0	15.5	15.9	15.8	16.3	16.6
6H	14.7	15.1	15.2	15.5	15.9	15.4	15.7	15.8	16.1	16.5
8H	14.7	15.0	15.1	15.4	15.9	15.3	15.6	15.8	16.1	16.5
12H	14.6	14.9	15.1	15.4	15.8	15.3	15.6	15.7	16.0	16.5
12H 4H	14.8	15.2	15.2	15.6	16.0	15.4	15.8	15.8	16.2	16.6
6H	14.7	15.0	15.1	15.4	15.9	15.3	15.6	15.8	16.1	16.5
8H	14.6	14.9	15.1	15.4	15.8	15.3	15.5	15.7	16.0	16.5
Variations with the observer position at spacings(CIE Pub.117):										
S = 1.0H	+ 3.5 / -10.5					+ 3.6 / - 7.1				
1.5H	+ 6.1 / - 9.5					+ 6.1 / - 7.4				
2.0H	+ 4.4 / - 3.0					+ 4.3 / - 3.0				

CIE Pub.117, 889.3 lm Total Lamp Luminous Flux Correct (8log(F/F0) = -0.4)
Area: 0.001681 m2

C Range: 0 - 360DEG
C Interval: 30.0DEG
Test Speed: HIGH
Temperature:25.3℃
Operators:zoe
Test Date:2024-1-5

γ Range: 0 - 180DEG
γ Interval: 1.0DEG
Test System:EVERFINE GO-SPEX500_V1 SYSTEM V2.00.461
Humidity:65.0%
Test Distance:3.160m [K=1.0000]
Remarks: LAMP:BXRV-DR-1830G-100Z-A-23 Ra:90
LENS:PM-1103C 50R+DIFFUSER
DRIVER:PUP10A-1WMC-700 500mA
30minutes warm-up

UTILIZATION FACTORS TABLE

Test:U:120.20V I:0.0946A P:11.227W PF:0.9858 Freq:59.98Hz Lamp Flux:889.25x1 lm		
NAME: 2218.118-LEA-09B-DW	TYPE:	WEIGHT:
SPEC.: 3000K	DIM.:	SERIAL No.: 2401050016
MFR.: RISE	SUR.: 0.001681m2	Shielding Angle:

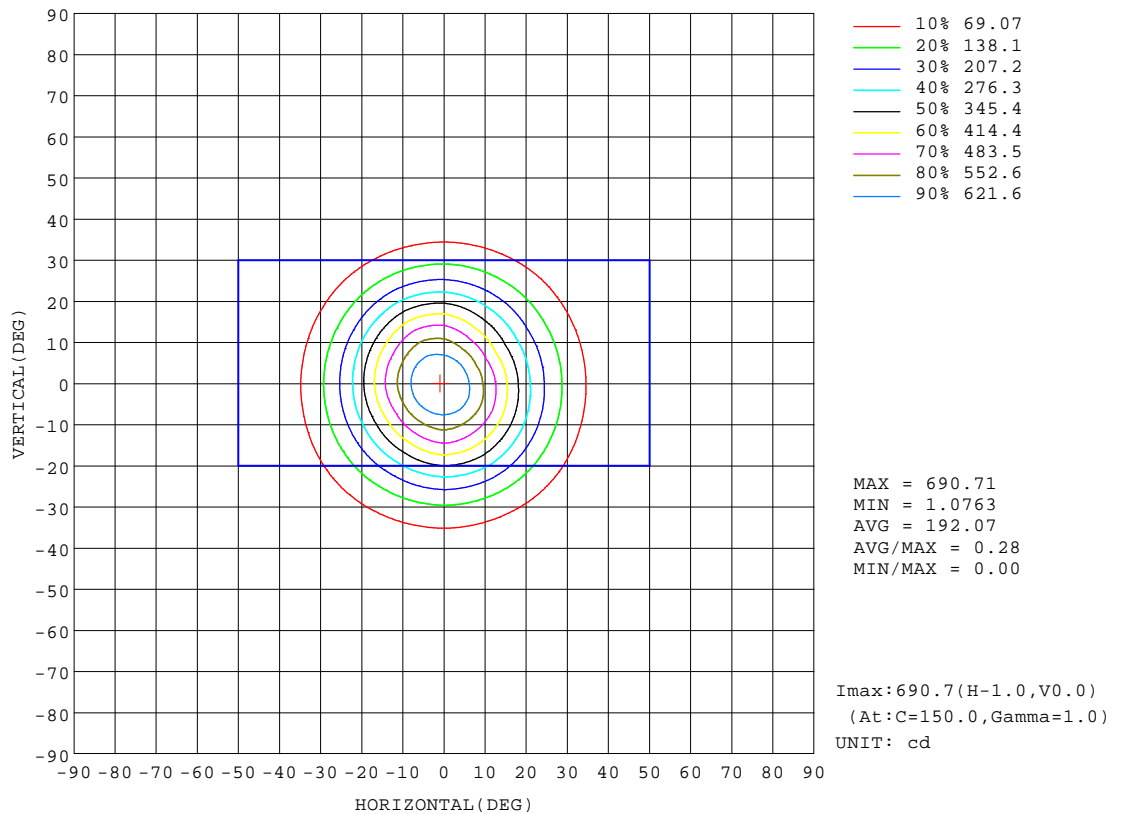
REFLECTANCE										
Ceiling	0.8	0.8	0.8	0.7	0.7	0.7	0.5	0.5	0.5	0
Walls	0.7	0.5	0.3	0.7	0.5	0.3	0.7	0.5	0.3	0
Working plane	0.2	0.2	0.2	0.2	0.2	0.2	0.2	0.2	0.2	0
ROOM INDEX	UTILIZATION FACTORS(PERCENT) $k(RI) \times RCR = 5$									
k = 0.60	33	31	30	33	31	30	33	31	30	29
0.80	36	34	33	36	34	33	35	34	33	31
1.00	38	36	34	37	36	34	37	35	34	33
1.25	39	37	36	39	37	36	38	37	36	34
1.50	40	38	37	40	38	37	39	38	37	35
2.00	41	39	38	40	39	38	39	38	37	36
2.50	41	40	39	41	40	39	40	39	38	36
3.00	42	41	40	41	40	39	40	39	39	36
4.00	43	42	41	42	41	40	41	40	39	37
5.00	43	42	42	42	42	41	41	40	40	37
ROOM INDEX	UF(total)									Direct
According to DIN EN 13032-2 2004			Suspended					SHRNOM = 1.25		

C Range: 0 - 360DEG
C Interval: 30.0DEG
Test Speed: HIGH
Temperature:25.3℃
Operators:zoe
Test Date:2024-1-5

γ Range: 0 - 180DEG
γ Interval: 1.0DEG
Test System:EVERFINE GO-SPEX500_V1 SYSTEM V2.00.461
Humidity:65.0%
Test Distance:3.160m [K=1.0000]
Remarks: LAMP:BXRV-DR-1830G-100Z-A-23 Ra:90
LENS:PM-1103C 50R+DIFFUSER
DRIVER:PUP10A-1WMC-700 500mA
30minutes warm-up

ISOCANDELA DIAGRAM

Test:U:120.20V I:0.0946A P:11.227W PF:0.9858 Freq:59.98Hz Lamp Flux:889.25x1 lm		
NAME: 2218.118-LEA-09B-DW	TYPE:	WEIGHT:
SPEC.: 3000K	DIM.:	SERIAL No.: 2401050016
MFR.: RISE	SUR.: 0.001681m2	Shielding Angle:

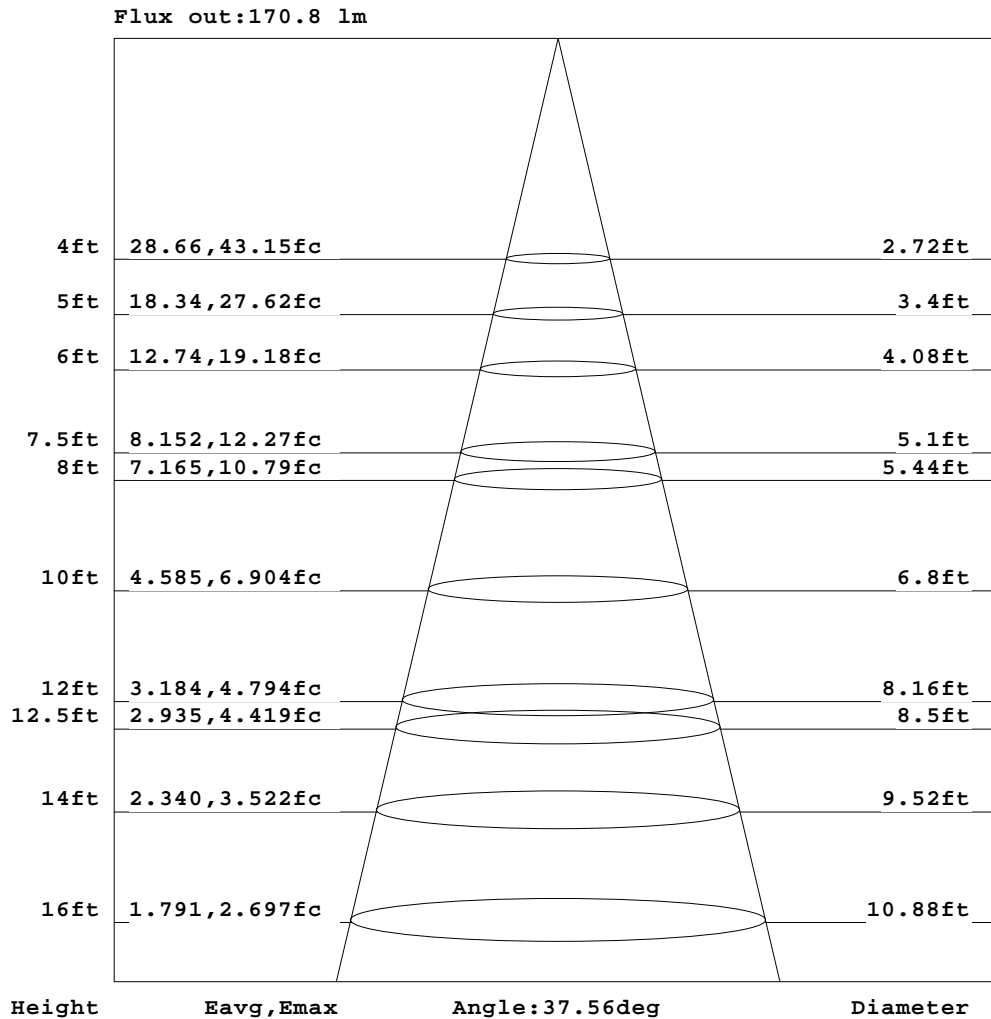


C Range: 0 - 360DEG
C Interval: 30.0DEG
Test Speed: HIGH
Temperature:25.3℃
Operators:zoe
Test Date:2024-1-5

γ Range: 0 - 180DEG
γ Interval: 1.0DEG
Test System:EVERFINE GO-SPEX500_V1 SYSTEM V2.00.461
Humidity:65.0%
Test Distance:3.160m [K=1.0000]
Remarks: LAMP:BXRV-DR-1830G-100Z-A-23 Ra:90
LENS:PM-1103C 50R+DIFFUSER
DRIVER:PUP10A-1WMC-700 500mA
30minutes warm-up

AAI Figure

Test:U:120.20V I:0.0946A P:11.227W PF:0.9858 Freq:59.98Hz Lamp Flux:889.25x1 lm		
NAME: 2218.118-LEA-09B-DW	TYPE:	WEIGHT:
SPEC.: 3000K	DIM.:	SERIAL No.: 2401050016
MFR.: RISE	SUR.: 0.001681m2	Shielding Angle:



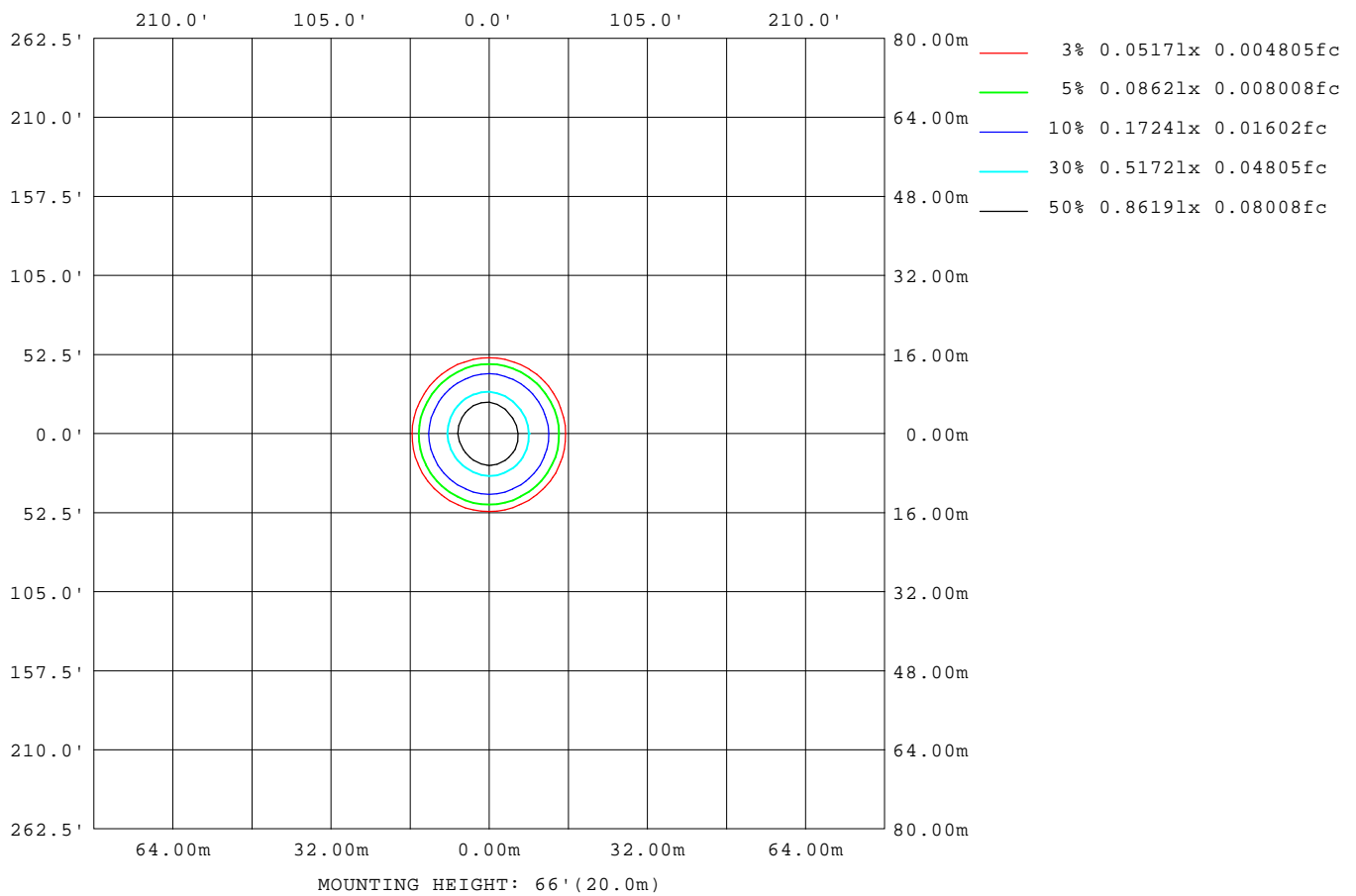
Note: The Curves indicate the illuminated area and the average illumination when the luminaire is at different distance.

C Range: 0 - 360DEG
C Interval: 30.0DEG
Test Speed: HIGH
Temperature: 25.3 °C
Operators: zoe
Test Date: 2024-1-5

γ Range: 0 - 180DEG
γ Interval: 1.0DEG
Test System: EVERFINE GO-SPEX500_V1 SYSTEM V2.00.461
Humidity: 65.0%
Test Distance: 3.160m [K=1.0000]
Remarks: LAMP: BXR-V-DR-1830G-100Z-A-23 Ra: 90
LENS: PM-1103C 50R+DIFFUSER
DRIVER: PUP10A-1WMC-700 500mA
30minutes warm-up

ISOLUX DIAGRAM

Test:U:120.20V I:0.0946A P:11.227W PF:0.9858 Freq:59.98Hz Lamp Flux:889.25x1 lm		
NAME: 2218.118-LEA-09B-DW	TYPE:	WEIGHT:
SPEC.: 3000K	DIM.:	SERIAL No.: 2401050016
MFR.: RISE	SUR.: 0.001681m2	Shielding Angle:



C Range: 0 - 360DEG
C Interval: 30.0DEG
Test Speed: HIGH
Temperature:25.3℃
Operators:zoe
Test Date:2024-1-5

γ Range: 0 - 180DEG
γ Interval: 1.0DEG
Test System:EVERFINE GO-SPEX500_V1 SYSTEM V2.00.461
Humidity:65.0%
Test Distance:3.160m [K=1.0000]
Remarks: LAMP:BXRV-DR-1830G-100Z-A-23 Ra:90
LENS:PM-1103C 50R+DIFFUSER
DRIVER:PUP10A-1WMC-700 500mA
30minutes warm-up

LED Avg.L Report

Test:U:120.20V I:0.0946A P:11.227W PF:0.9858 Freq:59.98Hz Lamp Flux:889.25x1 lm		
NAME: 2218.118-LEA-09B-DW	TYPE:	WEIGHT:
SPEC.: 3000K	DIM.:	SERIAL No.: 2401050016
MFR.: RISE	SUR.: 0.001681m2	Shielding Angle:

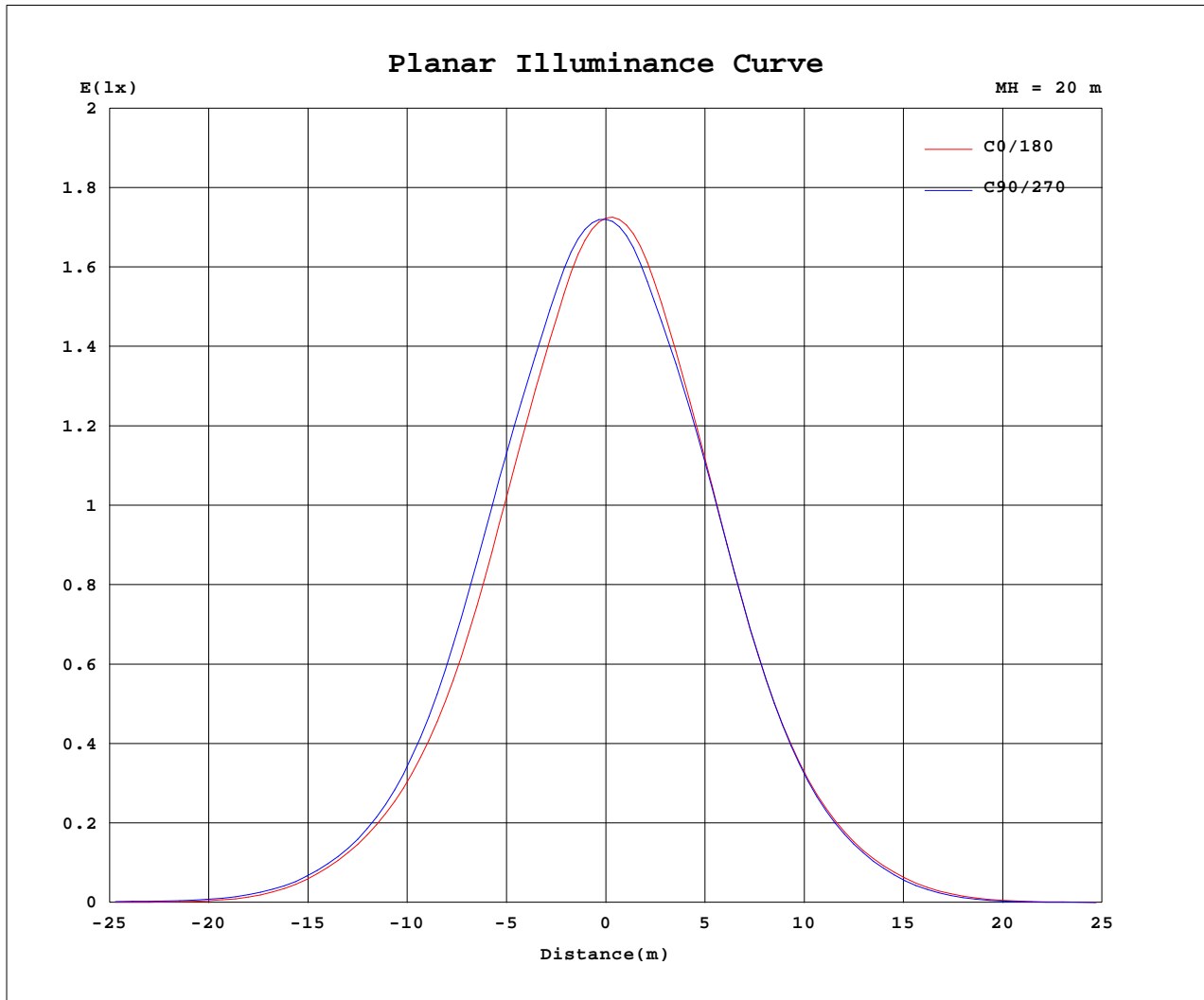
AvgL	cd/m2
L_0~180(65)av	1005
L_0~180(75)av	272
L_0~180(85)av	193
L_90~270(65)av	1782
L_90~270(75)av	788
L_90~270(85)av	542
L_45(65)av	1290
L_45(75)av	833
L_45(85)av	368

Standard: GB/T 29293-2012

C Range: 0 - 360DEG
C Interval: 30.0DEG
Test Speed: HIGH
Temperature:25.3℃
Operators:zoe
Test Date:2024-1-5

γ Range: 0 - 180DEG
γ Interval: 1.0DEG
Test System:EVERFINE GO-SPEX500_V1 SYSTEM V2.00.461
Humidity:65.0%
Test Distance:3.160m [K=1.0000]
Remarks: LAMP:BXRV-DR-1830G-100Z-A-23 Ra:90
LENS:PM-1103C 50R+DIFFUSER
DRIVER:PUP10A-1WMC-700 500mA
30minutes warm-up

Planar Illuminance Curve



C Range: 0 - 360DEG
 C Interval: 30.0DEG
 Test Speed: HIGH
 Temperature: 25.3 °C
 Operators: zoe
 Test Date: 2024-1-5

γ Range: 0 - 180DEG
 γ Interval: 1.0DEG
 Test System: EVERFINE GO-SPEX500_V1 SYSTEM V2.00.461
 Humidity: 65.0%
 Test Distance: 3.160m [K=1.0000]
 Remarks: LAMP: BXRV-DR-1830G-100Z-A-23 Ra: 90
 LENS: PM-1103C 50R+DIFFUSER
 DRIVER: PUP10A-1WMC-700 500mA
 30minutes warm-up



LUMINOUS DISTRIBUTION INTENSITY DATA

Test:U:120.20V I:0.0946A P:11.227W PF:0.9858 Freq:59.98Hz Lamp Flux:889.25x1 lm		
NAME: 2218.118-LEA-09B-DW	TYPE:	WEIGHT:
SPEC.: 3000K	DIM.:	SERIAL No.: 2401050016
MFR.: RISE	SUR.: 0.001681m2	Shielding Angle:

Table--1


UNIT: cd

C(DEG) γ (DEG)	0	30	60	90	120	150	180	210	240	270	300	330						
0	689	689	689	689	689	689	689	689	689	689	689	689						
5	641	652	659	663	665	667	668	667	662	652	645	639						
10	541	560	570	578	573	575	581	582	584	569	541	529						
15	423	445	459	474	457	450	465	465	477	463	424	406						
20	298	320	340	346	329	324	332	337	345	333	305	289						
25	196	209	222	224	215	213	214	215	219	213	200	191						
30	121	124	129	133	128	127	127	123	123	124	118	115						
35	64.6	66.3	67.4	71.2	68.3	68.0	67.4	62.5	61.5	62.8	60.8	60.9						
40	23.9	28.4	29.5	29.9	30.7	30.0	26.3	26.0	24.5	22.1	24.5	24.7						
45	5.35	8.76	10.1	9.63	10.9	9.78	6.54	8.19	7.04	4.37	6.81	6.99						
50	1.86	2.61	3.87	4.85	4.06	2.98	2.03	2.40	2.05	1.23	1.81	2.06						
55	1.21	1.37	2.36	3.63	2.42	1.49	1.21	1.24	1.05	0.76	0.96	1.13						
60	0.92	1.01	1.71	2.47	1.74	1.03	0.89	0.92	0.82	0.69	0.77	0.89						
65	0.73	0.84	1.21	1.75	1.23	0.81	0.70	0.84	0.86	0.78	0.80	0.81						
70	0.59	0.63	0.77	0.92	0.77	0.61	0.55	0.70	0.89	0.92	0.87	0.71						
75	0.13	0.42	0.50	0.61	0.50	0.38	0.11	0.27	0.18	0.08	0.20	0.31						
80	0.06	0.10	0.15	0.20	0.15	0.11	0.06	0.05	0.04	0.04	0.04	0.05						
85	0.03	0.07	0.10	0.14	0.11	0.08	0.03	0.02	0.01	0.02	0.02	0.02						
90	0.00	0.00	0.00	0.00	0.00	0.00	0.00	0.00	0.00	0.00	0.00	0.00						
95	0.00	0.00	0.00	0.00	0.00	0.00	0.00	0.00	0.00	0.00	0.00	0.00						
100	0.00	0.00	0.00	0.00	0.00	0.00	0.00	0.00	0.00	0.00	0.00	0.00						
105	0.00	0.00	0.00	0.00	0.00	0.00	0.00	0.00	0.00	0.00	0.00	0.00						
110	0.00	0.00	0.00	0.00	0.00	0.00	0.00	0.00	0.00	0.00	0.00	0.00						
115	0.00	0.00	0.00	0.00	0.00	0.00	0.00	0.00	0.00	0.00	0.00	0.00						
120	0.00	0.00	0.00	0.00	0.00	0.00	0.00	0.00	0.00	0.00	0.00	0.00						
125	0.00	0.00	0.00	0.00	0.00	0.00	0.00	0.00	0.00	0.00	0.00	0.00						
130	0.00	0.00	0.00	0.00	0.00	0.00	0.00	0.00	0.00	0.00	0.00	0.00						
135	0.00	0.00	0.00	0.00	0.00	0.00	0.00	0.00	0.00	0.00	0.00	0.00						
140	0.00	0.00	0.00	0.00	0.00	0.00	0.00	0.00	0.00	0.00	0.00	0.00						
145	0.00	0.00	0.00	0.00	0.00	0.00	0.00	0.00	0.00	0.00	0.00	0.00						
150	0.00	0.00	0.00	0.00	0.00	0.00	0.00	0.00	0.00	0.00	0.00	0.00						
155	0.00	0.00	0.00	0.00	0.00	0.00	0.00	0.00	0.00	0.00	0.00	0.00						
160	0.00	0.00	0.00	0.00	0.00	0.00	0.00	0.00	0.00	0.00	0.00	0.00						
165	0.00	0.00	0.00	0.00	0.00	0.00	0.00	0.00	0.00	0.00	0.00	0.00						
170	0.00	0.00	0.00	0.00	0.00	0.00	0.00	0.00	0.00	0.00	0.00	0.00						
175	0.00	0.00	0.00	0.00	0.00	0.00	0.00	0.00	0.00	0.00	0.00	0.00						
180	0.00	0.00	0.00	0.00	0.00	0.00	0.00	0.00	0.00	0.00	0.00	0.00						

C Range: 0 - 360DEG
C Interval: 30.0DEG
Test Speed: HIGH
Temperature:25.3℃
Operators:zoe
Test Date:2024-1-5

γ Range: 0 - 180DEG
γ Interval: 1.0DEG
Test System:EVERFINE GO-SPEX500_V1 SYSTEM V2.00.461
Humidity:65.0%
Test Distance:3.160m [K=1.0000]
Remarks: LAMP:BXR-V-DR-1830G-100Z-A-23 Ra:90
LENS:PM-1103C 50R+DIFFUSER
DRIVER:PUP10A-1WMC-700 500mA
30minutes warm-up

Luminaire Photograph



Light Output Ratio:	37.4%	
Luminaire Power:	11.23 W	
SHR Nominal:	0.50	Calculated using the TM5
SHR Maximum:	0.65	fine grid method.

C Range: 0 - 360DEG
C Interval: 30.0DEG
Test Speed: HIGH
Temperature: 25.3 °C
Operators: zoe
Test Date: 2024-1-5

γ Range: 0 - 180DEG
γ Interval: 1.0DEG
Test System: EVERFINE GO-SPEX500_V1 SYSTEM V2.00.461
Humidity: 65.0%
Test Distance: 3.160m [K=1.0000]
Remarks: LAMP: BXRV-DR-1830G-100Z-A-23 Ra:90
LENS: PM-1103C 50R+DIFFUSER
DRIVER: PUP10A-1WMC-700 500mA
30minutes warm-up

LUMINOUS INTENSITY DISTRIBUTION DIAGRAM

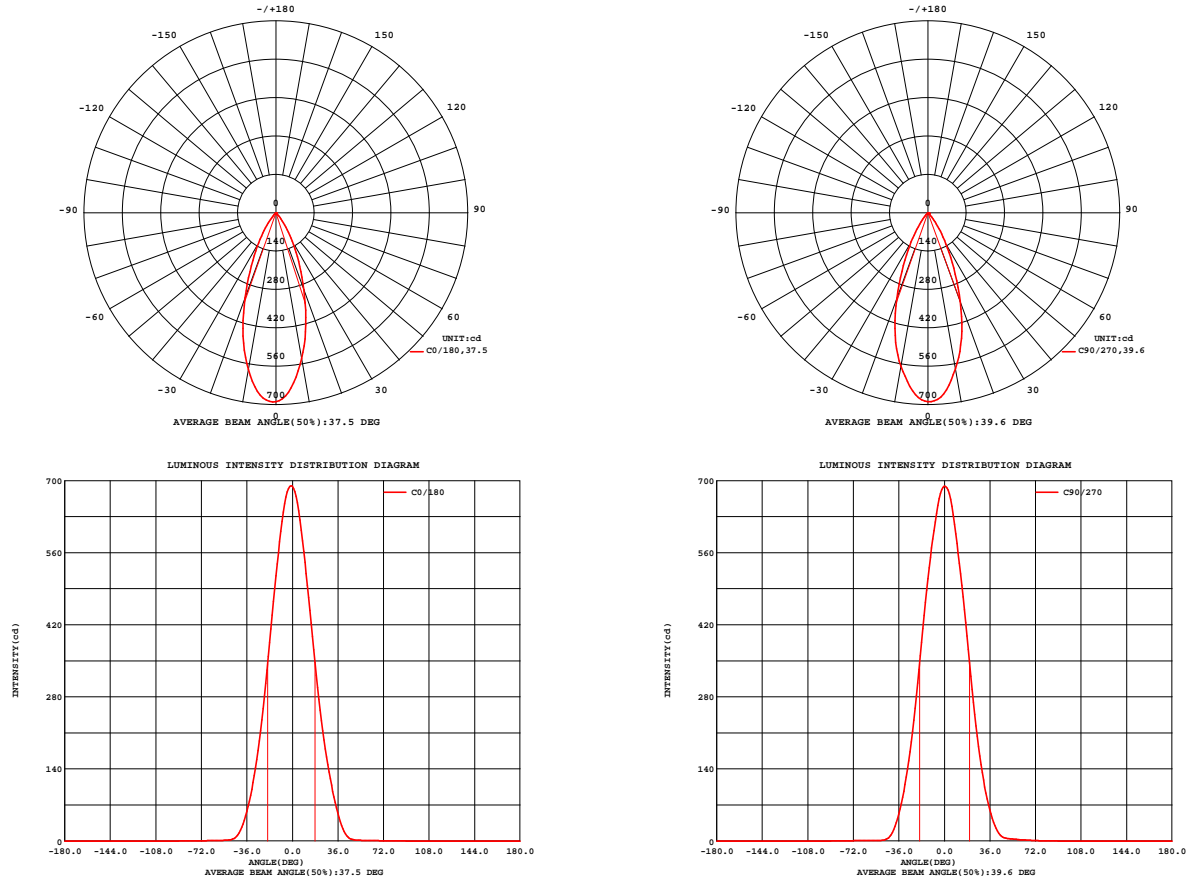


Fig. C0/C180

Fig. C90/C270

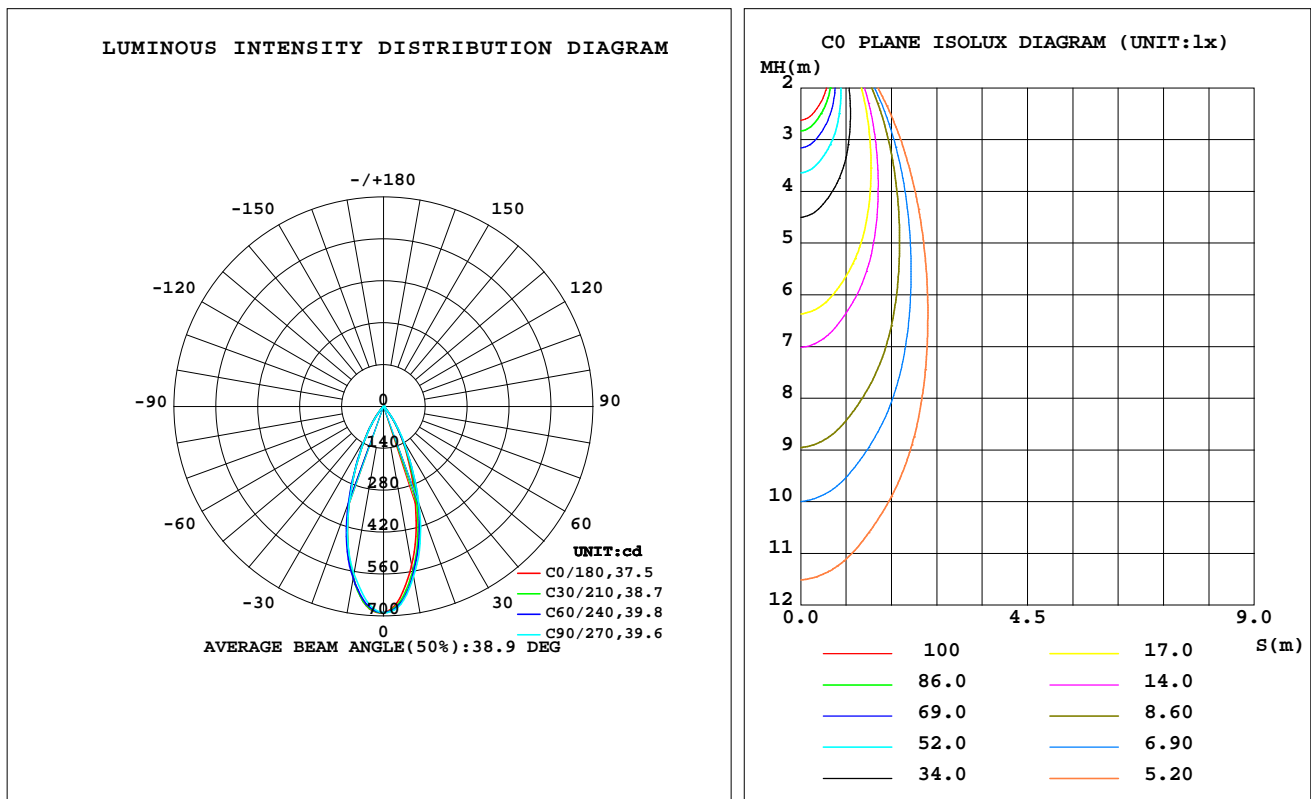
C Range: 0 - 360DEG
C Interval: 30.0DEG
Test Speed: HIGH
Temperature: 25.3 °C
Operators: zoe
Test Date: 2024-1-5

γ Range: 0 - 180DEG
γ Interval: 1.0DEG
Test System: EVERFINE GO-SPEX500_V1 SYSTEM V2.00.461
Humidity: 65.0%
Test Distance: 3.160m [K=1.0000]
Remarks: LAMP: BXRV-DR-1830G-100Z-A-23 Ra: 90
LENS: PM-1103C 50R+DIFFUSER
DRIVER: PUP10A-1WMC-700 500mA
30minutes warm-up

LUMINAIRE PHOTOMETRIC TEST REPORT

Test:U:120.20V I:0.0946A P:11.227W PF:0.9858 Freq:59.98Hz Lamp Flux:889.25x1 lm		
NAME: 2218.118-LEA-09B-DW	TYPE:	WEIGHT:
SPEC.: 3000K	DIM.:	SERIAL No.: 2401050016
MFR.: RISE	SUR.: 0.001681m2	Shielding Angle:

DATA OF LAMP		PHOTOMETRIC DATA Eff: 29.60 lm/W			
MODEL	Bridgelux	I _{max} (cd)	690.1	S/MH(C0/180)	0.63
NOMINAL POWER(W)	11	LOR(%)	37.4	S/MH(C90/270)	0.63
RATED VOLTAGE(V)	120	TOTAL FLUX(lm)	332.35	η UP,DN(C0-180)	0.0,18.9
NOMINAL FLUX(lm)	889.25	CIE CLASS	DIRECT	η UP,DN(C180-360)	0.0,18.4
LAMPS INSIDE	1	η up(%)	0.0	CIBSE SHR NOM	0.50
TEST VOLTAGE(V)	120	η down(%)	37.4	CIBSE SHR MAX	0.65



C Range: 0 - 360DEG
C Interval: 30.0DEG
Test Speed: HIGH
Temperature:25.3℃
Operators:zoe
Test Date:2024-1-5

γ Range: 0 - 180DEG
γ Interval: 1.0DEG
Test System:EVERFINE GO-SPEX500_V1 SYSTEM V2.00.461
Humidity:65.0%
Test Distance:3.160m [K=1.0000]
Remarks: LAMP:BXRV-DR-1830G-100Z-A-23 Ra:90
LENS:PM-1103C 50R+DIFFUSER
DRIVER:PUP10A-1WMC-700 500mA
30minutes warm-up

ZONAL FLUX DIAGRAM

ZONAL FLUX DIAGRAM:

γ	C0	C45	C90	C135	C180	C225	C270	C315	γ	Φ zone	Φ total	%lum,lamp
10	541.1	565.0	577.8	573.9	581.0	582.8	568.9	535.1	0- 10	59.67	59.67	18,6.71
20	298.3	329.8	346.2	326.3	331.8	341.0	332.9	297.4	10- 20	123.5	183.1	55.1,20.6
30	120.7	126.5	132.6	127.4	127.3	123.2	123.9	116.6	20- 30	96.86	280.0	84.2,31.5
40	23.89	28.98	29.90	30.33	26.27	25.22	22.07	24.60	30- 40	41.82	321.8	96.8,36.2
50	1.864	3.242	4.852	3.522	2.026	2.228	1.225	1.935	40- 50	7.661	329.5	99.1,37.1
60	0.9168	1.358	2.468	1.383	0.8871	0.8701	0.6869	0.8291	50- 60	1.494	331.0	99.6,37.2
70	0.5858	0.7016	0.9151	0.6926	0.5525	0.7928	0.9186	0.7910	60- 70	0.9369	331.9	99.9,37.3
80	0.0649	0.1253	0.1959	0.1296	0.0597	0.0433	0.0398	0.0464	70- 80	0.3724	332.3	100,37.4
90	0	0	0	0	0	0	0	0	80- 90	0.0593	332.3	100,37.4
100	0	0	0	0	0	0	0	0	90-100	0	332.3	100,37.4
110	0	0	0	0	0	0	0	0	100-110	0	332.3	100,37.4
120	0	0	0	0	0	0	0	0	110-120	0	332.3	100,37.4
130	0	0	0	0	0	0	0	0	120-130	0	332.3	100,37.4
140	0	0	0	0	0	0	0	0	130-140	0	332.3	100,37.4
150	0	0	0	0	0	0	0	0	140-150	0	332.3	100,37.4
160	0	0	0	0	0	0	0	0	150-160	0	332.3	100,37.4
170	0	0	0	0	0	0	0	0	160-170	0	332.3	100,37.4
180	0	0	0	0	0	0	0	0	170-180	0	332.3	100,37.4
DEG	LUMINOUS INTENSITY:cd									UNIT:lm		

C Range: 0 - 360DEG
C Interval: 30.0DEG
Test Speed: HIGH
Temperature:25.3℃
Operators:zoe
Test Date:2024-1-5

γ Range: 0 - 180DEG
 γ Interval: 1.0DEG
Test System:EVERFINE GO-SPEX500_V1 SYSTEM V2.00.461
Humidity:65.0%
Test Distance:3.160m [K=1.0000]
Remarks: LAMP:BXRV-DR-1830G-100Z-A-23 Ra:90
LENS:PM-1103C 50R+DIFFUSER
DRIVER:PUP10A-1WMC-700 500mA
30minutes warm-up

LUMINANCE LIMITATION CURVES

Test:U:120.20V I:0.0946A P:11.227W PF:0.9858 Freq:59.98Hz
Lamp Flux:889.25x1 lm

NAME: 2218.118-LEA-09B-DW

TYPE:

WEIGHT:

SPEC.: 3000K

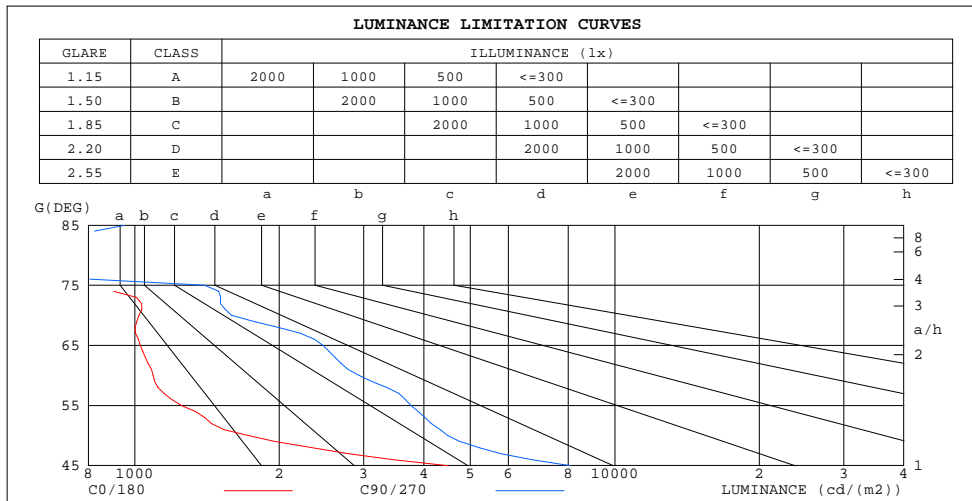
DIM.:

SERIAL No.: 2401050016

MFR.: RISE

SUR.: 0.001681m2

Shielding Angle:



LUMINANCE cd/(m2)		
G(180)	C0/180	C90/270
85	204	952
80	222	671
75	294	1397
70	1020	1590
65	1027	2465
60	1092	2934
55	1252	3764
50	1727	4487
45	4507	8092

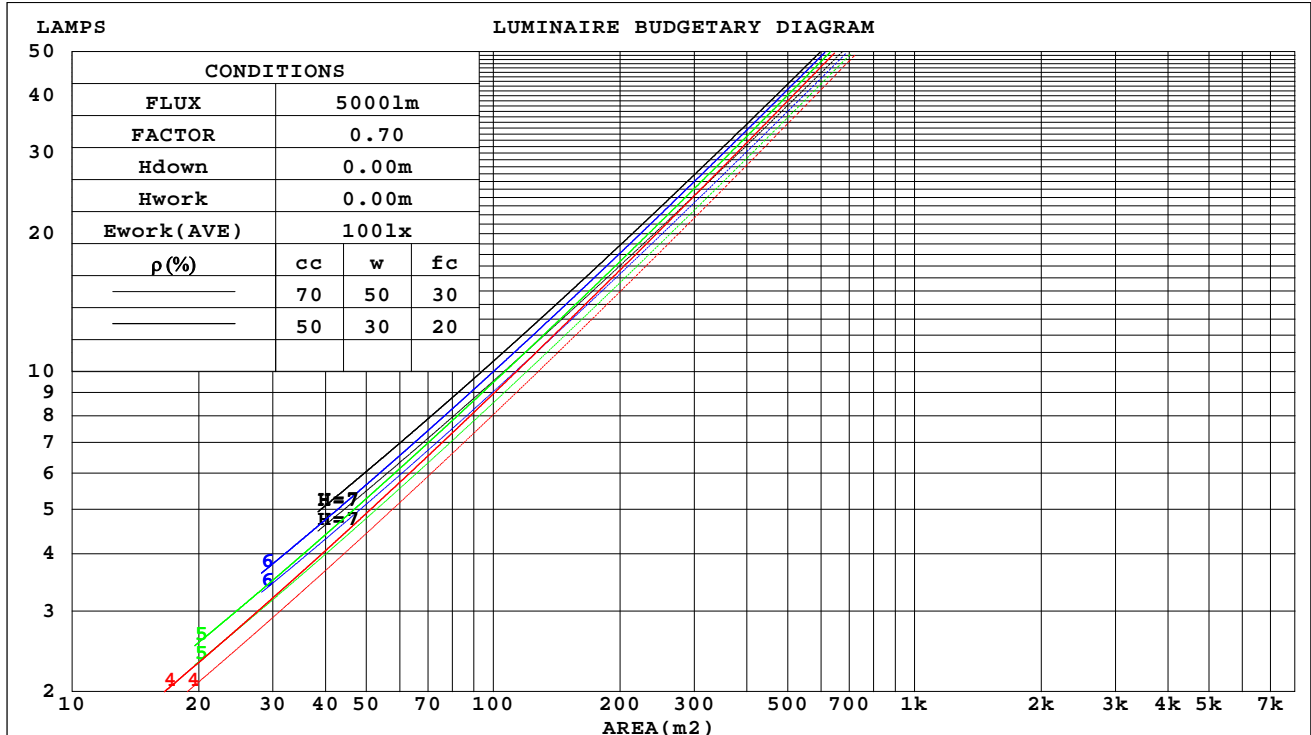
C Range: 0 - 360DEG
C Interval: 30.0DEG
Test Speed: HIGH
Temperature:25.3℃
Operators:zoe
Test Date:2024-1-5

γ Range: 0 - 180DEG
γ Interval: 1.0DEG
Test System:EVERFINE GO-SPEX500_V1 SYSTEM V2.00.461
Humidity:65.0%
Test Distance:3.160m [K=1.0000]
Remarks: LAMP:BXRV-DR-1830G-100Z-A-23 Ra:90
LENS:PM-1103C 50R+DIFFUSER
DRIVER:PUP10A-1WMC-700 500mA
30minutes warm-up

CU AND LUMINAIRE BUDGETARY ESTIMATE DIAGRAM

Test:U:120.20V I:0.0946A P:11.227W PF:0.9858 Freq:59.98Hz Lamp Flux:889.25x1 lm		
NAME: 2218.118-LEA-09B-DW	TYPE:	WEIGHT:
SPEC.: 3000K	DIM.:	SERIAL No.: 2401050016
MFR.: RISE	SUR.: 0.001681m2	Shielding Angle:

ρ_{cc}	80%			70%			50%			30%			10%			0
ρ_w	50%	30%	10%	50%	30%	10%	50%	30%	10%	50%	30%	10%	50%	30%	10%	0
ρ_{fc}	20%			20%			20%			20%			20%			0
RCR	RCR:Room Cavity Ratio															



C Range: 0 - 360DEG
C Interval: 30.0DEG
Test Speed: HIGH
Temperature:25.3℃
Operators:zoe
Test Date:2024-1-5

γ Range: 0 - 180DEG
 γ Interval: 1.0DEG
Test System:EVERFINE GO-SPEX500_V1 SYSTEM V2.00.461
Humidity:65.0%
Test Distance:3.160m [K=1.0000]
Remarks: LAMP:BXRV-DR-1830G-100Z-A-23 Ra:90
LENS:PM-1103C 50R+DIFFUSER
DRIVER:PUP10A-1WMC-700 500mA
30minutes warm-up

WEC AND CCEC

Test:U:120.20V I:0.0946A P:11.227W PF:0.9858 Freq:59.98Hz Lamp Flux:889.25x1 lm		
NAME: 2218.118-LEA-09B-DW	TYPE:	WEIGHT:
SPEC.: 3000K	DIM.:	SERIAL No.: 2401050016
MFR.: RISE	SUR.: 0.001681m2	Shielding Angle:

pcc	80%			70%			50%			30%			10%			0	
pw	50%	30%	10%	50%	30%	10%	50%	30%	10%	50%	30%	10%	50%	30%	10%	0	
pfc	20%			20%			20%			20%			20%			0	
RCR	RCR:Room Cavity Ratio						Wall Exitance Coefficients(WEC)										
0.0																	
1.0	.060	.034	.011	.058	.033	.010	.053	.030	.010	.049	.028	.009	.045	.026	.008		
2.0	.057	.031	.010	.055	.030	.009	.051	.028	.009	.047	.026	.008	.044	.025	.008		
3.0	.054	.029	.009	.052	.028	.008	.049	.026	.008	.046	.025	.008	.043	.024	.007		
4.0	.051	.026	.008	.049	.026	.008	.047	.025	.007	.044	.024	.007	.042	.023	.007		
5.0	.048	.025	.007	.047	.024	.007	.045	.023	.007	.042	.022	.007	.040	.022	.006		
6.0	.046	.023	.007	.045	.023	.007	.043	.022	.006	.041	.021	.006	.039	.021	.006		
7.0	.044	.022	.006	.043	.021	.006	.041	.021	.006	.039	.020	.006	.038	.020	.006		
8.0	.042	.021	.006	.041	.020	.006	.040	.020	.006	.038	.019	.006	.037	.019	.005		
9.0	.040	.020	.005	.040	.019	.005	.038	.019	.005	.037	.018	.005	.036	.018	.005		
10.0	.039	.019	.005	.038	.018	.005	.037	.018	.005	.036	.018	.005	.034	.017	.005		

pcc	80%			70%			50%			30%			10%			0	
pw	50%	30%	10%	50%	30%	10%	50%	30%	10%	50%	30%	10%	50%	30%	10%	0	
pfc	20%			20%			20%			20%			20%			0	
RCR	RCR:Room Cavity Ratio						Ceiling Cavity Exitance Coefficients(CCEC)										
0.0	.071	.071	.071	.061	.061	.061	.042	.042	.042	.024	.024	.024	.008	.008	.008		
1.0	.064	.059	.055	.054	.051	.047	.037	.035	.033	.021	.020	.019	.007	.006	.006		
2.0	.057	.050	.043	.049	.043	.037	.034	.030	.026	.019	.017	.015	.006	.006	.005		
3.0	.052	.042	.034	.045	.037	.030	.031	.025	.021	.018	.015	.012	.006	.005	.004		
4.0	.048	.037	.028	.041	.032	.024	.028	.022	.017	.016	.013	.010	.005	.004	.003		
5.0	.045	.032	.023	.038	.028	.020	.026	.020	.014	.015	.011	.008	.005	.004	.003		
6.0	.042	.029	.019	.036	.025	.017	.025	.017	.012	.014	.010	.007	.005	.003	.002		
7.0	.039	.026	.017	.034	.022	.014	.023	.016	.010	.014	.009	.006	.004	.003	.002		
8.0	.037	.023	.014	.032	.020	.012	.022	.014	.009	.013	.008	.005	.004	.003	.002		
9.0	.035	.021	.012	.030	.019	.011	.021	.013	.008	.012	.008	.005	.004	.003	.002		
10.0	.033	.020	.011	.029	.017	.009	.020	.012	.007	.012	.007	.004	.004	.002	.001		

C Range: 0 - 360DEG
C Interval: 30.0DEG
Test Speed: HIGH
Temperature:25.3℃
Operators:zoe
Test Date:2024-1-5

γ Range: 0 - 180DEG
γ Interval: 1.0DEG
Test System:EVERFINE GO-SPEX500_V1 SYSTEM V2.00.461
Humidity:65.0%
Test Distance:3.160m [K=1.0000]
Remarks: LAMP:BXRV-DR-1830G-100Z-A-23 Ra:90
LENS:PM-1103C 50R+DIFFUSER
DRIVER:PUP10A-1WMC-700 500mA
30minutes warm-up

UGR(Unified Glare Rating) Table

Test:U:120.20V I:0.0946A P:11.227W PF:0.9858 Freq:59.98Hz Lamp Flux:889.25x1 lm										
NAME: 2218.118-LEA-09B-DW					TYPE:			WEIGHT:		
SPEC.: 3000K					DIM.:			SERIAL No.: 2401050016		
MFR.: RISE					SUR.: 0.001681m2			Shielding Angle:		
ceiling/cavity	0.7	0.7	0.5	0.5	0.3	0.7	0.7	0.5	0.5	0.3
walls	0.5	0.3	0.5	0.3	0.3	0.5	0.3	0.5	0.3	0.3
working plane	0.2	0.2	0.2	0.2	0.2	0.2	0.2	0.2	0.2	0.2
Room dimensions	Viewed crosswise					Viewed endwise				
x = 2H y = 2H	15.4	16.2	15.6	16.4	16.6	16.0	16.8	16.2	17.0	17.1
	3H	15.3	16.0	15.5	16.2	16.4	15.9	16.6	16.1	16.8
	4H	15.2	15.9	15.5	16.1	16.4	15.8	16.5	16.1	16.7
	6H	15.1	15.8	15.4	16.0	16.3	15.7	16.4	16.0	16.6
	8H	15.1	15.7	15.4	16.0	16.2	15.7	16.3	16.0	16.6
	12H	15.0	15.6	15.3	15.9	16.2	15.6	16.3	16.0	16.5
4H	2H	15.2	15.9	15.5	16.1	16.3	15.7	16.5	16.0	16.7
	3H	15.1	15.7	15.4	15.9	16.2	15.6	16.3	16.0	16.5
	4H	15.0	15.5	15.3	15.8	16.1	15.6	16.2	15.9	16.5
	6H	14.9	15.4	15.3	15.7	16.1	15.5	16.0	15.9	16.3
	8H	14.8	15.3	15.2	15.6	16.0	15.5	15.9	15.8	16.3
	12H	14.8	15.2	15.2	15.6	16.0	15.4	15.8	15.8	16.2
8H	4H	14.8	15.3	15.2	15.7	16.0	15.5	15.9	15.8	16.3
	6H	14.7	15.1	15.2	15.5	15.9	15.4	15.7	15.8	16.1
	8H	14.7	15.0	15.1	15.4	15.9	15.3	15.6	15.8	16.1
	12H	14.6	14.9	15.1	15.4	15.8	15.3	15.6	15.7	16.0
12H	4H	14.8	15.2	15.2	15.6	16.0	15.4	15.8	15.8	16.2
	6H	14.7	15.0	15.1	15.4	15.9	15.3	15.6	15.8	16.1
	8H	14.6	14.9	15.1	15.4	15.8	15.3	15.5	15.7	16.0
Variations with the observer position at spacings(CIE Pub.117):										
S = 1.0H	+ 3.5 / -10.5					+ 3.6 / - 7.1				
1.5H	+ 6.1 / - 9.5					+ 6.1 / - 7.4				
2.0H	+ 4.4 / - 3.0					+ 4.3 / - 3.0				

CIE Pub.117, 889.3 lm Total Lamp Luminous Flux Correct (8log(F/F0) = -0.4)
Area: 0.001681 m2

C Range: 0 - 360DEG
C Interval: 30.0DEG
Test Speed: HIGH
Temperature:25.3℃
Operators:zoe
Test Date:2024-1-5

γ Range: 0 - 180DEG
γ Interval: 1.0DEG
Test System:EVERFINE GO-SPEX500_V1 SYSTEM V2.00.461
Humidity:65.0%
Test Distance:3.160m [K=1.0000]
Remarks: LAMP:BXRV-DR-1830G-100Z-A-23 Ra:90
LENS:PM-1103C 50R+DIFFUSER
DRIVER:PUP10A-1WMC-700 500mA
30minutes warm-up

UTILIZATION FACTORS TABLE

Test:U:120.20V I:0.0946A P:11.227W PF:0.9858 Freq:59.98Hz Lamp Flux:889.25x1 lm		
NAME: 2218.118-LEA-09B-DW	TYPE:	WEIGHT:
SPEC.: 3000K	DIM.:	SERIAL No.: 2401050016
MFR.: RISE	SUR.: 0.001681m2	Shielding Angle:

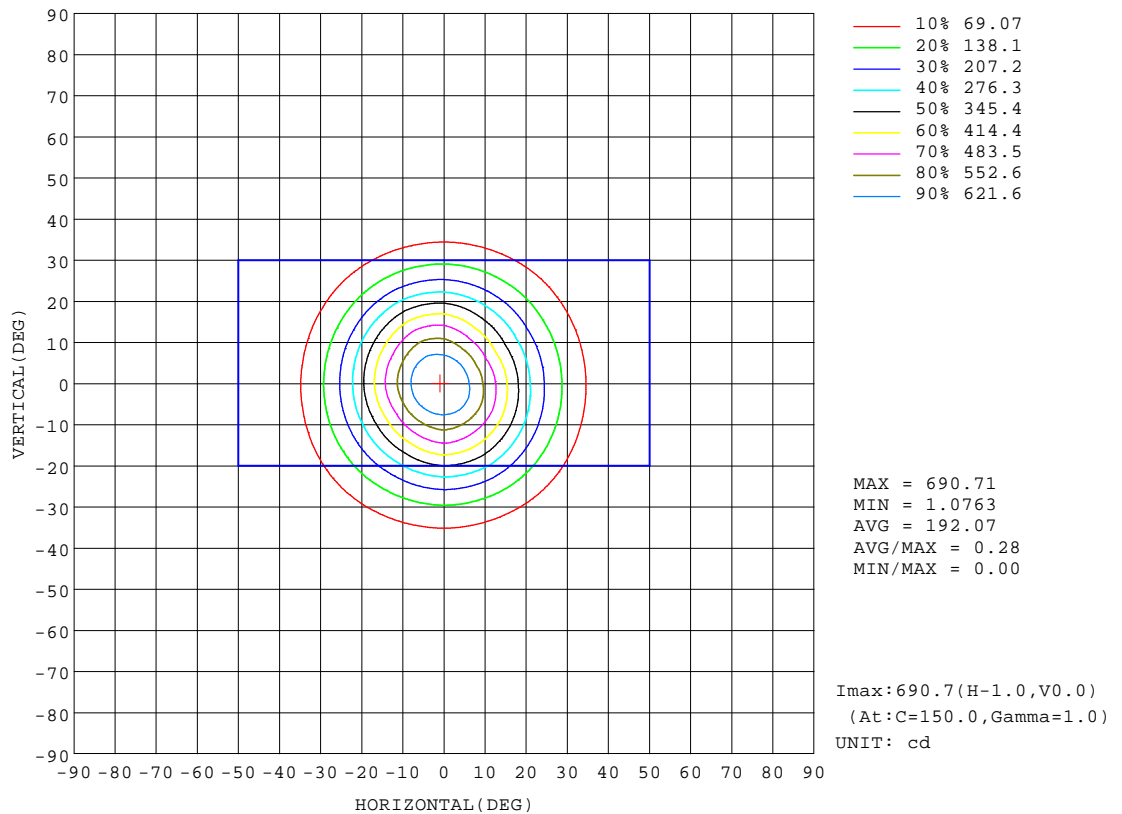
REFLECTANCE										
Ceiling	0.8	0.8	0.8	0.7	0.7	0.7	0.5	0.5	0.5	0
Walls	0.7	0.5	0.3	0.7	0.5	0.3	0.7	0.5	0.3	0
Working plane	0.2	0.2	0.2	0.2	0.2	0.2	0.2	0.2	0.2	0
ROOM INDEX	UTILIZATION FACTORS(PERCENT) $k(RI) \times RCR = 5$									
k = 0.60	33	31	30	33	31	30	33	31	30	29
0.80	36	34	33	36	34	33	35	34	33	31
1.00	38	36	34	37	36	34	37	35	34	33
1.25	39	37	36	39	37	36	38	37	36	34
1.50	40	38	37	40	38	37	39	38	37	35
2.00	41	39	38	40	39	38	39	38	37	36
2.50	41	40	39	41	40	39	40	39	38	36
3.00	42	41	40	41	40	39	40	39	39	36
4.00	43	42	41	42	41	40	41	40	39	37
5.00	43	42	42	42	42	41	41	40	40	37
ROOM INDEX	UF(total)									Direct
According to DIN EN 13032-2 2004			Suspended					SHRNOM = 1.25		

C Range: 0 - 360DEG
C Interval: 30.0DEG
Test Speed: HIGH
Temperature:25.3℃
Operators:zoe
Test Date:2024-1-5

γ Range: 0 - 180DEG
γ Interval: 1.0DEG
Test System:EVERFINE GO-SPEX500_V1 SYSTEM V2.00.461
Humidity:65.0%
Test Distance:3.160m [K=1.0000]
Remarks: LAMP:BXRV-DR-1830G-100Z-A-23 Ra:90
LENS:PM-1103C 50R+DIFFUSER
DRIVER:PUP10A-1WMC-700 500mA
30minutes warm-up

ISOCANDELA DIAGRAM

Test:U:120.20V I:0.0946A P:11.227W PF:0.9858 Freq:59.98Hz Lamp Flux:889.25x1 lm		
NAME: 2218.118-LEA-09B-DW	TYPE:	WEIGHT:
SPEC.: 3000K	DIM.:	SERIAL No.: 2401050016
MFR.: RISE	SUR.: 0.001681m2	Shielding Angle:

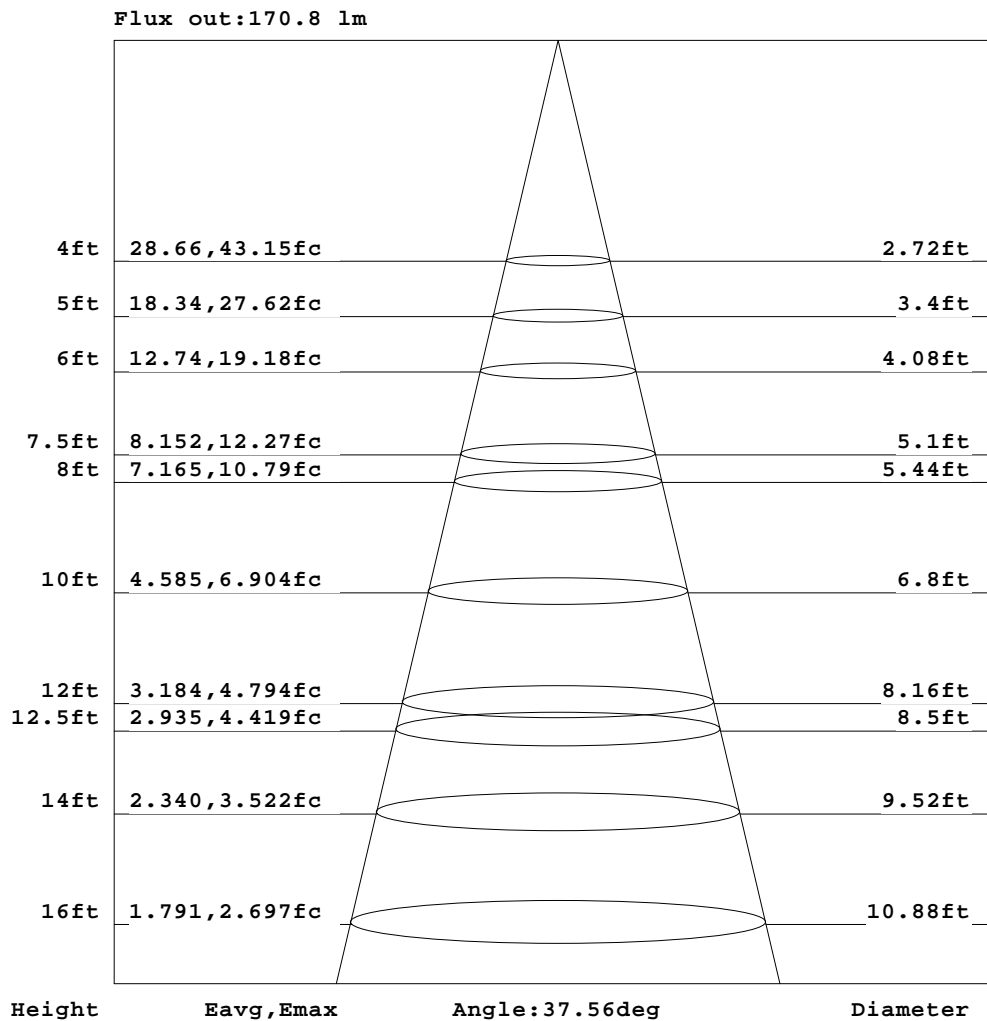


C Range: 0 - 360DEG
C Interval: 30.0DEG
Test Speed: HIGH
Temperature: 25.3 °C
Operators: zoe
Test Date: 2024-1-5

γ Range: 0 - 180DEG
γ Interval: 1.0DEG
Test System: EVERFINE GO-SPEX500_V1 SYSTEM V2.00.461
Humidity: 65.0%
Test Distance: 3.160m [K=1.0000]
Remarks: LAMP: BXR-V-DR-1830G-100Z-A-23 Ra: 90
LENS: PM-1103C 50R+DIFFUSER
DRIVER: PUP10A-1WMC-700 500mA
30minutes warm-up

AAI Figure

Test:U:120.20V I:0.0946A P:11.227W PF:0.9858 Freq:59.98Hz Lamp Flux:889.25x1 lm		
NAME: 2218.118-LEA-09B-DW	TYPE:	WEIGHT:
SPEC.: 3000K	DIM.:	SERIAL No.: 2401050016
MFR.: RISE	SUR.: 0.001681m2	Shielding Angle:



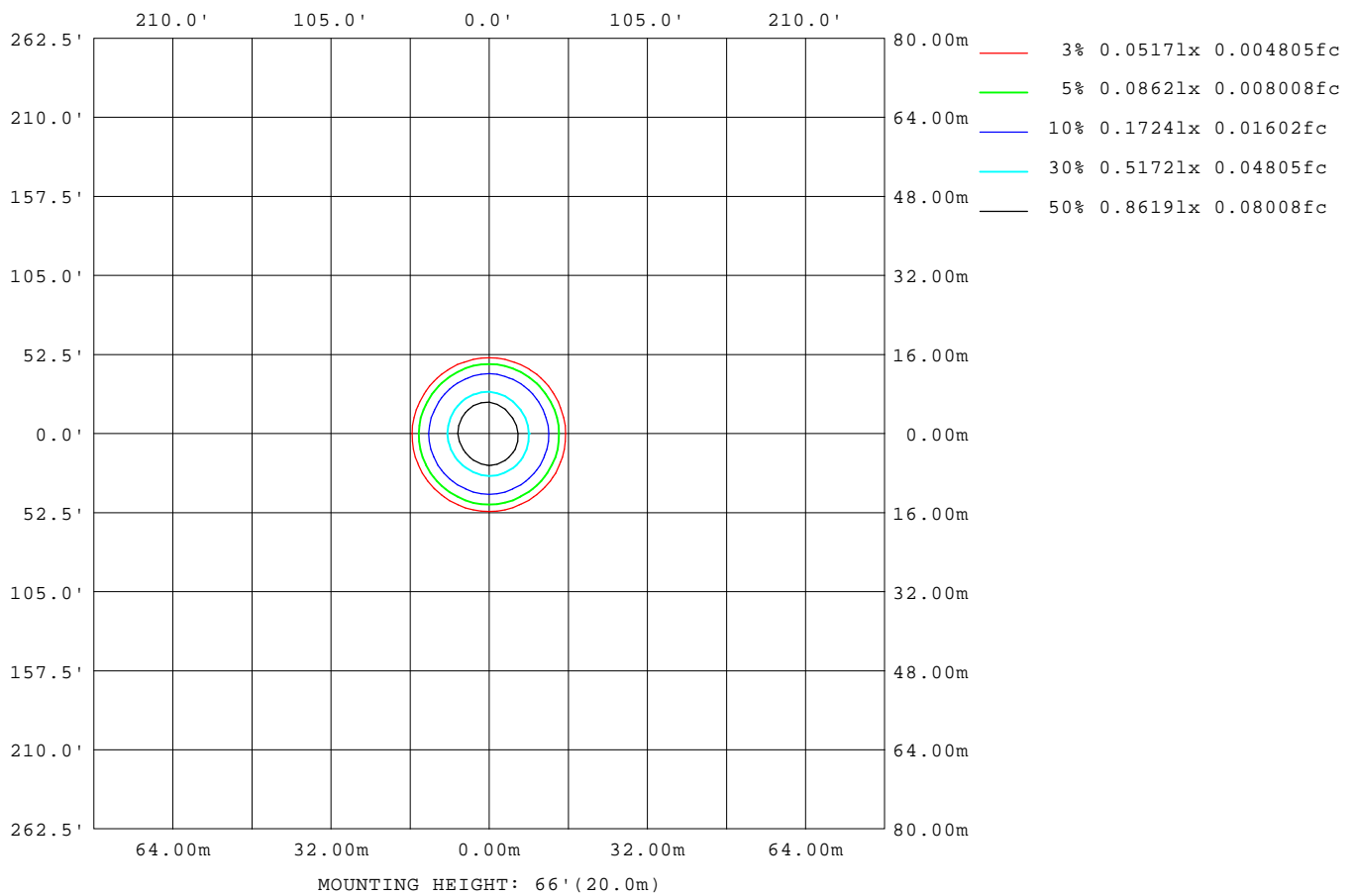
Note: The Curves indicate the illuminated area and the average illumination when the luminaire is at different distance.

C Range: 0 - 360DEG
C Interval: 30.0DEG
Test Speed: HIGH
Temperature: 25.3 °C
Operators: zoe
Test Date: 2024-1-5

γ Range: 0 - 180DEG
γ Interval: 1.0DEG
Test System: EVERFINE GO-SPEX500_V1 SYSTEM V2.00.461
Humidity: 65.0%
Test Distance: 3.160m [K=1.0000]
Remarks: LAMP: BXRV-DR-1830G-100Z-A-23 Ra: 90
LENS: PM-1103C 50R+DIFFUSER
DRIVER: PUP10A-1WMC-700 500mA
30minutes warm-up

ISOLUX DIAGRAM

Test:U:120.20V I:0.0946A P:11.227W PF:0.9858 Freq:59.98Hz Lamp Flux:889.25x1 lm		
NAME: 2218.118-LEA-09B-DW	TYPE:	WEIGHT:
SPEC.: 3000K	DIM.:	SERIAL No.: 2401050016
MFR.: RISE	SUR.: 0.001681m2	Shielding Angle:



C Range: 0 - 360DEG
C Interval: 30.0DEG
Test Speed: HIGH
Temperature:25.3℃
Operators:zoe
Test Date:2024-1-5

γ Range: 0 - 180DEG
γ Interval: 1.0DEG
Test System:EVERFINE GO-SPEX500_V1 SYSTEM V2.00.461
Humidity:65.0%
Test Distance:3.160m [K=1.0000]
Remarks: LAMP:BXRV-DR-1830G-100Z-A-23 Ra:90
LENS:PM-1103C 50R+DIFFUSER
DRIVER:PUP10A-1WMC-700 500mA
30minutes warm-up

LED Avg.L Report

Test:U:120.20V I:0.0946A P:11.227W PF:0.9858 Freq:59.98Hz Lamp Flux:889.25x1 lm		
NAME: 2218.118-LEA-09B-DW	TYPE:	WEIGHT:
SPEC.: 3000K	DIM.:	SERIAL No.: 2401050016
MFR.: RISE	SUR.: 0.001681m2	Shielding Angle:

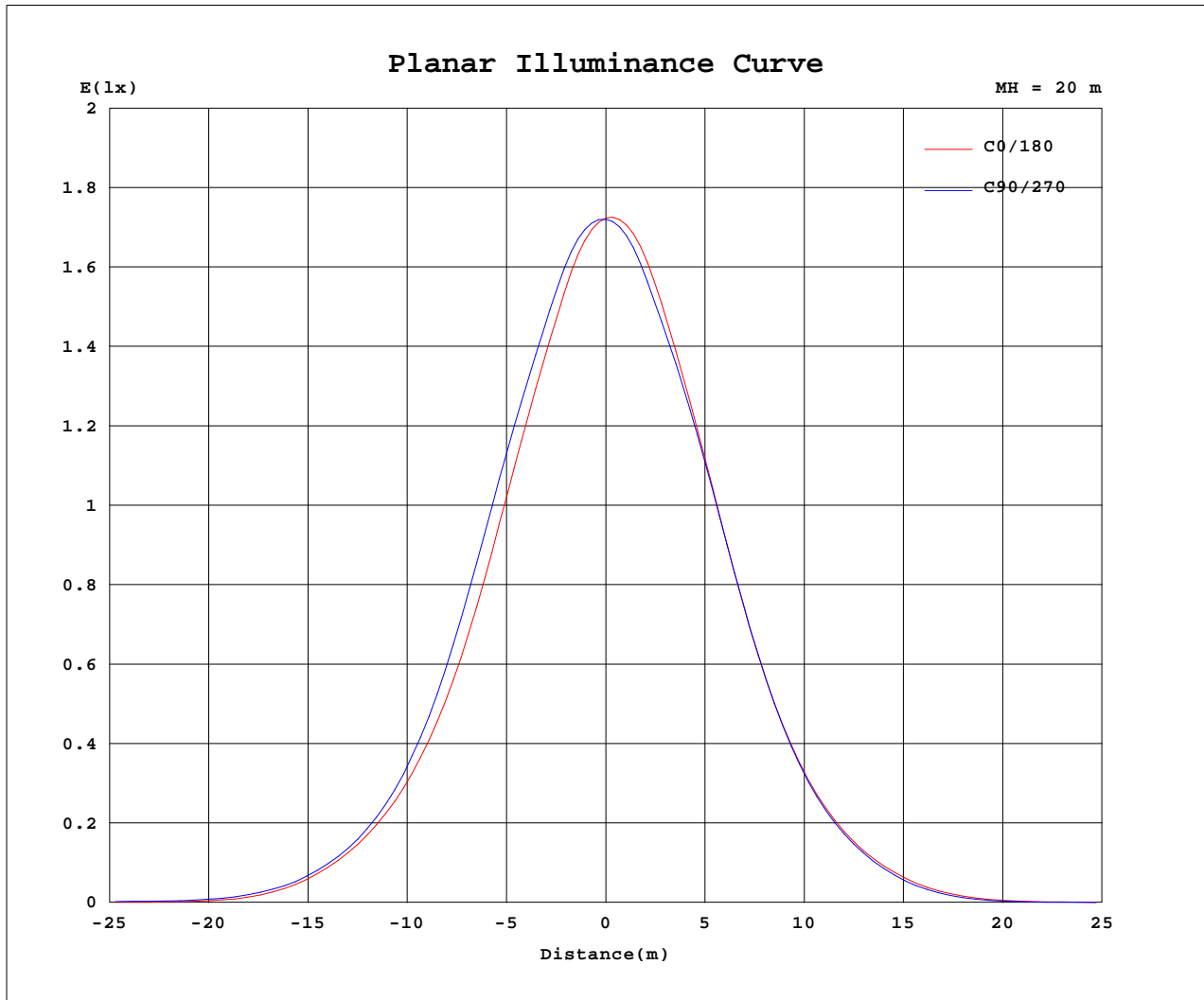
AvgL	cd/m2
L_0~180(65)av	1005
L_0~180(75)av	272
L_0~180(85)av	193
L_90~270(65)av	1782
L_90~270(75)av	788
L_90~270(85)av	542
L_45(65)av	1290
L_45(75)av	833
L_45(85)av	368

Standard: GB/T 29293-2012

C Range: 0 - 360DEG
C Interval: 30.0DEG
Test Speed: HIGH
Temperature:25.3℃
Operators:zoe
Test Date:2024-1-5

γ Range: 0 - 180DEG
γ Interval: 1.0DEG
Test System:EVERFINE GO-SPEX500_V1 SYSTEM V2.00.461
Humidity:65.0%
Test Distance:3.160m [K=1.0000]
Remarks: LAMP:BXRV-DR-1830G-100Z-A-23 Ra:90
LENS:PM-1103C 50R+DIFFUSER
DRIVER:PUP10A-1WMC-700 500mA
30minutes warm-up

Planar Illuminance Curve



C Range: 0 - 360DEG
 C Interval: 30.0DEG
 Test Speed: HIGH
 Temperature: 25.3 °C
 Operators: zoe
 Test Date: 2024-1-5

γ Range: 0 - 180DEG
 γ Interval: 1.0DEG
 Test System: EVERFINE GO-SPEX500_V1 SYSTEM V2.00.461
 Humidity: 65.0%
 Test Distance: 3.160m [K=1.0000]
 Remarks: LAMP: BXRV-DR-1830G-100Z-A-23 Ra: 90
 LENS: PM-1103C 50R+DIFFUSER
 DRIVER: PUP10A-1WMC-700 500mA
 30minutes warm-up



LUMINOUS DISTRIBUTION INTENSITY DATA

Test:U:120.20V I:0.0946A P:11.227W PF:0.9858 Freq:59.98Hz Lamp Flux:889.25x1 lm		
NAME: 2218.118-LEA-09B-DW	TYPE:	WEIGHT:
SPEC.: 3000K	DIM.:	SERIAL No.: 2401050016
MFR.: RISE	SUR.: 0.001681m2	Shielding Angle:

Table--1

UNIT: cd

C(DEG) γ (DEG)	0	30	60	90	120	150	180	210	240	270	300	330						
0	689	689	689	689	689	689	689	689	689	689	689	689						
5	641	652	659	663	665	667	668	667	662	652	645	639						
10	541	560	570	578	573	575	581	582	584	569	541	529						
15	423	445	459	474	457	450	465	465	477	463	424	406						
20	298	320	340	346	329	324	332	337	345	333	305	289						
25	196	209	222	224	215	213	214	215	219	213	200	191						
30	121	124	129	133	128	127	127	123	123	124	118	115						
35	64.6	66.3	67.4	71.2	68.3	68.0	67.4	62.5	61.5	62.8	60.8	60.9						
40	23.9	28.4	29.5	29.9	30.7	30.0	26.3	26.0	24.5	22.1	24.5	24.7						
45	5.35	8.76	10.1	9.63	10.9	9.78	6.54	8.19	7.04	4.37	6.81	6.99						
50	1.86	2.61	3.87	4.85	4.06	2.98	2.03	2.40	2.05	1.23	1.81	2.06						
55	1.21	1.37	2.36	3.63	2.42	1.49	1.21	1.24	1.05	0.76	0.96	1.13						
60	0.92	1.01	1.71	2.47	1.74	1.03	0.89	0.92	0.82	0.69	0.77	0.89						
65	0.73	0.84	1.21	1.75	1.23	0.81	0.70	0.84	0.86	0.78	0.80	0.81						
70	0.59	0.63	0.77	0.92	0.77	0.61	0.55	0.70	0.89	0.92	0.87	0.71						
75	0.13	0.42	0.50	0.61	0.50	0.38	0.11	0.27	0.18	0.08	0.20	0.31						
80	0.06	0.10	0.15	0.20	0.15	0.11	0.06	0.05	0.04	0.04	0.04	0.05						
85	0.03	0.07	0.10	0.14	0.11	0.08	0.03	0.02	0.01	0.02	0.02	0.02						
90	0.00	0.00	0.00	0.00	0.00	0.00	0.00	0.00	0.00	0.00	0.00	0.00						
95	0.00	0.00	0.00	0.00	0.00	0.00	0.00	0.00	0.00	0.00	0.00	0.00						
100	0.00	0.00	0.00	0.00	0.00	0.00	0.00	0.00	0.00	0.00	0.00	0.00						
105	0.00	0.00	0.00	0.00	0.00	0.00	0.00	0.00	0.00	0.00	0.00	0.00						
110	0.00	0.00	0.00	0.00	0.00	0.00	0.00	0.00	0.00	0.00	0.00	0.00						
115	0.00	0.00	0.00	0.00	0.00	0.00	0.00	0.00	0.00	0.00	0.00	0.00						
120	0.00	0.00	0.00	0.00	0.00	0.00	0.00	0.00	0.00	0.00	0.00	0.00						
125	0.00	0.00	0.00	0.00	0.00	0.00	0.00	0.00	0.00	0.00	0.00	0.00						
130	0.00	0.00	0.00	0.00	0.00	0.00	0.00	0.00	0.00	0.00	0.00	0.00						
135	0.00	0.00	0.00	0.00	0.00	0.00	0.00	0.00	0.00	0.00	0.00	0.00						
140	0.00	0.00	0.00	0.00	0.00	0.00	0.00	0.00	0.00	0.00	0.00	0.00						
145	0.00	0.00	0.00	0.00	0.00	0.00	0.00	0.00	0.00	0.00	0.00	0.00						
150	0.00	0.00	0.00	0.00	0.00	0.00	0.00	0.00	0.00	0.00	0.00	0.00						
155	0.00	0.00	0.00	0.00	0.00	0.00	0.00	0.00	0.00	0.00	0.00	0.00						
160	0.00	0.00	0.00	0.00	0.00	0.00	0.00	0.00	0.00	0.00	0.00	0.00						
165	0.00	0.00	0.00	0.00	0.00	0.00	0.00	0.00	0.00	0.00	0.00	0.00						
170	0.00	0.00	0.00	0.00	0.00	0.00	0.00	0.00	0.00	0.00	0.00	0.00						
175	0.00	0.00	0.00	0.00	0.00	0.00	0.00	0.00	0.00	0.00	0.00	0.00						
180	0.00	0.00	0.00	0.00	0.00	0.00	0.00	0.00	0.00	0.00	0.00	0.00						

C Range: 0 - 360DEG
C Interval: 30.0DEG
Test Speed: HIGH
Temperature:25.3℃
Operators:zoe
Test Date:2024-1-5

γ Range: 0 - 180DEG
γ Interval: 1.0DEG
Test System:EVERFINE GO-SPEX500_V1 SYSTEM V2.00.461
Humidity:65.0%
Test Distance:3.160m [K=1.0000]
Remarks: LAMP:BXRV-DR-1830G-100Z-A-23 Ra:90
LENS:PM-1103C 50R+DIFFUSER
DRIVER:PUP10A-1WMC-700 500mA
30minutes warm-up